


COMMON SENSE GARDENS



CORNELIUS V. V. SEWELL



THE LIBRARY
OF
THE UNIVERSITY
OF CALIFORNIA

PRESENTED BY
PROF. CHARLES A. KOFOID AND
MRS. PRUDENCE W. KOFOID




54


Yuse
4.1



COMMON SENSE GARDENS







The Garden Enclosure; Mt. Vernon.

COMMON · SENSE GARDENS

HOW · TO · PLAN · AND · PLANT · THEM

By

CORNELIUS · V · V · SEWELL



NEW · YORK

MDCCCXCVI

THE · GRAFTON · PRESS
PUBLISHERS

Copyright, 1906,
BY THE GRAFTON PRESS.



PREFACE

THE history of the world was begun in a garden, and to judge by the temper and sentiment of the rising generation it is likely to end in one. Every year more and more people seek the country, not only in Summertime when the lanes and byways are aglow with flowers and merry with the songs of

birds, but also in Winter when Nature has "wrapped the draperies of her couch about her and laid down to pleasant dreams." As our forefathers knew, we are beginning to learn that the lasting pleasures of life are not to be found in the teeming cities, but in the fields and woods within sound of the voice of Nature who is forever calling her children home.

When an Englishman accumulates a small fortune he retires to the country to live before his youth is spent and his health broken, for he knows that in the open a man need never grow old; his great ambition in life is to leave the city

behind him. What better friends can a man make for his declining years than the trees and flowers; what fairer heritage can he leave to his children than a garden? But if one persistently snubs Nature at forty, she may return the compliment at three-score-years-and-ten.

When a man buys a place in the country the first thing his wife thinks of is a garden, and it is generally the last thing that he makes. If he is chided for his lack of interest in the gentle art of horticulture, he will probably reply that he has become discouraged since strolling through the grounds of his rich neighbour who has laid out some of his surplus millions in glass houses, orangeries, vineries, velvet lawns, statues of Pan, fountains, sylvan lakes, nymphean groves and grotts (with nymphs) and many other outward and visible signs of modern opulence. And discouragement would no doubt be natural unless he possessed modest tastes and a well-defined idea of the general fitness of things.

The following chapters were designed to point out to the owners of small and unostentatious places a way to plant their grounds and make their gardens with small expense; to use the best known indigenous trees and the shrubs and plants that have been identified for so long with American gardens that they have become American by

adoption; and, to obtain with these, good and lasting effects that will be the means of ever-increasing enjoyment, yet will not entail the cares and worries that inevitably accompany elaborateness and display.

In the course of time the furniture of our forefathers went out of fashion and was superseded by many different styles more or less fantastic, and generally hideous, yet after a hundred years or more we find the chairs of Chippendale and the mirrors and tables of Hepplewhite just as beautiful as on the day they were made, and just as effective and dignified in a new house as in an old one, because they had merit, because brains and skill and time were given to their making.

So it is with the gardens, and with the shrubs and trees; those that possessed merit once possess it still, and those that were beautiful a hundred years ago are just as beautiful to-day, in fact more beautiful, because with the passing of Time they have become enhaloed by sentiment and tradition.

“A thing of beauty is a joy forever;
Its loveliness increases, it will never
Pass into nothingness.”

New styles and new fashions in flowers have been introduced and have had their day, yet the Roses

and Lilacs of yesterday still possess their charms of colour and form and perfume, charms that a Burbank with all his magic has been unable to dissipate, and these our grandchildren will enjoy as much as their grandfathers enjoyed them.


If anyone should use the suggestions set forth in *Common Sense Gardens* and be dissatisfied with the results that are obtained, the defects may be easily remedied: call in a nurseryman or a landscape gardener and give him *carte blanche* to improve your grounds with pergolas, rustic benches, wire arches, rare trees and plants, and so forth; a great transformation may be worked in a short time. Of two evils the lesser should always be chosen, but in any event your wife and children should have a garden in which to work and play.

The illustrations in *Common Sense Gardens* are for the most part from photographs that I have taken from time to time in my own and other gardens. The figures of walls, arches, fences, gates and so forth, are reproductions of those found in old gardens, and were designed under my supervision for the book; the plan of planting is of my own garden. Acknowledgment is made to *Country Life* (English) for pictures of English gardens; and to *House and Garden* for the picture of an old garden at Camden, South Carolina. I de-


sire also to mention the following books of reference and to acknowledge their influence: *Old Time Gardens*, Mrs. Earle; *English Pleasure Gardens*, Nichols; *The Formal Garden in England*, Bloomfield; *Some English Gardens*, George S. Elgood and Gertrude Jekyl.

CORNELIUS V. V. SEWELL.

EASTOVER,
RYE, NEW YORK,
March, 1906.



I GARDENS OF THE NORTH AND SOUTH	1
II A COMMON SENSE GARDEN	21
III THE GARDEN ENCLOSURE	39
IV LAYING OUT THE GARDEN	57
V A FEW GOOD TREES	73
VI EVERGREENS AND OLD BOX	97
VII CHOOSING SHRUBS AND SMALL TREES	127
VIII GOOD SHRUBS FOR THE YARD	147
IX WALLS OF STONE AND BRICK	165
X FENCES AND HEDGES	185
XI OLD AND NEW ROSES	209
XII EVER-BLOOMING AND CLIMBING ROSES AND VINES	233
XIII FILLING IN WITH COLOUR	267
XIV THE BEST PERENNIALS FOR THE GAR- DEN	287
XV NATURALIZING	325
XVI A SMALL WATER GARDEN	369



THE GARDEN ENCLOSURE; MT.
VERNON . Frontispiece

	PAGE
ENGLISH LABOURER'S COTTAGE	5
ROSES AND LILIES IN AN ENGLISH DOORYARD	9
A CORNER OF THE GARDEN; MT. VERNON	13
OLD GARDEN; CAMDEN, SOUTH CAROLINA	17
LOOKING DOWN INTO THE GARDEN	23
A NEW GARDEN; SPRING	27
FLOWERING ALMOND IN THE GARDEN	31
BOX HEDGES AT MT. VERNON	35
OLD WALLED ENGLISH GARDEN	41
AN ENCLOSED ENGLISH GARDEN	45
A GARDEN FENCE	49
THE PERGOLA AT ARLINGTON	53
PRIVET HEDGE AROUND THE GARDEN; PIN OAKS IN BACKGROUND	59
BOX EDGING AT MT. VERNON	63


	PAGE
OLD BOX HEDGE	65
OLD BOX	67
LILACS BEHIND AN OLD WALL	69
A WELL-FRAMED GARDEN	75
WHITE OAK AND SPRUCE	79
WHITE OAK IN WINTER	84
WHITE OAKS IN WINTER HOLDING THEIR LEAVES	89
AVENUE OF MAPLES	91
PIN OAK IN WINTER	92
TRANSPLANTED PIN OAKS	94
NURSERY-GROWN WHITE PINE TREES	101
SPRUCE, PINE AND CEDAR	105
GROUP OF CEDARS	107
CEDAR GROWING ON TOP OF ROCK	109
RED CEDARS ON THE LAWN	113
BOX AND YEW IN AN ENGLISH GARDEN	117
OLD BOX	121
ARBOR VITE PYRAMIDALIS	124
TREES AND SHRUBS IN THE GARDEN; Mt. VERNON	129
OLD STONE GATEWAY	133
MAGNOLIAS ON THE TERRACE; VIRGINIA	139
OLD BOX ARCHWAY; FLUSHING, LONG ISLAND	143
OLD SYRINGA IN A COTTAGE YARD	149
WILD RHODODENDRONS IN FRONT OF AN OLD WALL	155
RHODODENDRON ON THE EDGE OF A WOOD	159

	PAGE
BRICK WALL IN AN ENGLISH GARDEN	167
OLD STONE WALL	171
PICKET FENCE ON A LOW BRICK WALL	174
ANOTHER WALL WITH PICKET FENCE	176
OLD SOUTHERN WALL WITH MOULDED BRICK CAP	177
OLD BRICK WALL WITH MOULDED CAP	178
BRICK RETAINING WALL	179
OLD ENGLISH GATE	180
ENTRANCE TO FORECOURT; MT. VERNON	181
BOX WALK; MT. VERNON	187
ARCHED GATEWAYS	189
PICKET FENCE	190
ARCHES AND HEDGES	191
POSTS FOR FENCES OR HEDGES	193
HEMLOCK HEDGE	195
NASTURTIUMS CLIMBING OVER PRIVET HEDGE	199
OLD BOX HEDGE NEAR BALTIMORE	202
OLD BOX HEDGE	205
GARDEN PATH; WRAXHALL MANOR	211
OLD ENGLISH DOVE COTE	215
OLD THATCHED CHALK WALL	219
STONE STEPS AND GATEWAY	223
ROSE BEDS	232
ROSE BEDS ENLARGED INTO ROSE GAR- DEN	235
ROSES ON A BRICK WALL	241
DAWSON ROSE ON A PEAR TREE	249

	PAGE
WHITE RAMBLER ON AN APPLE TREE	255
ROSE GARDEN	261
IN THE GARDEN; MT. VERNON	271
YEW BUTTRESSES; ARLEY	275
YEW ALCOVES	279
THE YEW GARDEN; ARLEY	283
GARDEN PATH WITH SUNDIAL	289
PHLOX OF ALL COLOURS IN THE GARDEN; JULY	293
GERMAN IRIS IN THE GARDEN	297
WHITE JAPAN IRIS	301
PHLOX AND FUNKIA	307
WHITE PHLOX IN THE GARDEN	313
CAMPANULA PYRAMIDALIS	319
NARCISSI IN THE FIELD	324
NARCISSI NATURALIZED ALONG A STREAM	327
NARCISSI IN THE GRASS	331
CROCUS IN THE GRASS	335
FOXGLOVES ALONG A WOODLAND PATH	339
TRUMPET NARCISSUS	342
POET'S NARCISSUS	346
PERENNIALS BORDERING AN OLD PATH	351
A GOOD OPPORTUNITY FOR NATURALIZING	355
IRIS ON THE EDGE OF THE LAWN	359
LAVENDER	361
PLAN OF PLANTING THE FLOWER GARDEN	363-366
OLD ENGLISH WATER GARDEN	368
GARDEN SEATS	371, 375
PLAN OF PLANTING WATER GARDEN	379-382


COMMON SENSE GARDENS

COMMON SENSE GARDENS



CHAPTER I

GARDENS OF THE NORTH AND SOUTH



IN early New England days the residences of the government officials, and later the more pretentious mansions of the rich merchants were provided with gardens copied on a small and less elaborate scale from the

gardens of England, for the homes of the better classes were generally situated in the heart of the town. The New England merchant when he retired from business was careful to remain in touch with civilization as he had always known it, and rarely isolated himself on a large and lonely estate in the depths of the country, which in those days, to be sure, was for the most part an untracked wilderness abounding in wild beasts and savages. His pleasure seems to have been derived principally from watching the struggles of his successors with the problems that he had met and conquered, rather than from an unlimited contemplation of nature, for which he had a certain amount of respect and perhaps regard, but rarely any intimate friendship.


The early gardens of New England were made when grandeur and magnificence were not much practised by the descendants of the most stern Puritans, when their resources were somewhat limited. They were maintained more as a link between the old and the new, between the past of bitter memory and the future fulsome with the

hope that springs eternal in the human breast. Seeds of the old, well-loved flowers that had been gathered in sorrow and often wet with silent tears were carefully saved and transported with the household gods to the land of promise. There they were sown under the quickening rays of the dazzling sun, which like the pillar of fire of the children of Israel had led them out of the wilderness into the flowery meads of freedom.

The fittest of these flowers survived and have come down to the garden makers of to-day, often hybridized and enlarged and not always improved, but still exhaling the perfumes of old that comforted the wanderers in a strange land, and brought welcome heartsease in time of sorrow. With them are linked memories of the days of our forefathers, around which such a halo of romance and mystery has always hung.

With the exception of a few rich merchants of Plymouth, Portsmouth and Salem, and a small number of prosperous planters in Rhode Island, the inhabitants of the New England colonies were not as well blessed with this world's goods as were

their fellow countrymen in the South who lived in a land that literally flowed with milk and honey. And at no period of his career did the New Englander of yore embrace the fashion of princely living as it is called to-day, for it was a fashion that was opposed to his teachings and against the precepts that had been bred in his bone for generations. Even though unwonted prosperity came eventually to dull his Puritan conscience he was quite content to lay out a modest garden adjoining his house, which was generally in town. This back yard, which in reality is what it was, he enclosed with a high fence or wall and used as the old Roman gardens or the gardens of the Renaissance were used, as a secluded room of his house in which to transact important business with privacy; as a sanctuary from the thousand and one worries of everyday life; as a retreat to which to repair in the heat of the day, or in which to recline beneath his own vine and fig tree when the sun was sinking below the tree-tops. There wine and cake were served to the guest upon arrival, or to the casual visitor even if he came within an hour of mealtime, as tea and toast are



English Labourer's Cottage.

served to-day. There the members of his family foregathered from their various occupations when the shadows were lengthening and the hedge-sparrows nesting in the thicket.

After a time the yard became an adjunct of the house so that one was rarely planned without the other. The front-yard garden has been inseparable from the English cottage since before the time of Elizabeth, and it is from the cottage of England that the cottage of New England inherited its bed of simples and its garlands of bloom. It is found in some form in every class of dwelling, from the stately homestead of broad acres to the small, unpainted cottage of the farm labourer, and generally owes its particular charms to the ministrations of the women who, in days gone by, were associated in a more or less vague way in the mind of man with flowers, and credited with many of their attractive qualities.

This characteristic of the New England home is plainly in evidence as soon as the boundaries of that area are approached, in many instances its influences have overflowed beneficently into the adjoining counties of New York. When the home-

stead was built near the road, as it generally was for convenience sake, three or four trees whose genus varied with the section of country, but which were generally either White Pines, Maples or Elms, were planted for their shade in a row just outside or just inside the front fence. There on the turf that grew fine and velvety beneath their rustling leaves the inevitable rocking-chair was placed, and the women of the family rocked and read and sewed whenever their manifold duties would permit. These trees were the only formal notes of horticulture to be seen in the otherwise natural landscape; and their formality grew into stateliness year after year, generation after generation, until to-day they stand glorious monuments to the long dead hands that nursed them through their uncertain infancy, and placed them as pleasant punctuation points on the dusty highway.

Perhaps it was thus that the parlour fell into disrepute, for in Winter it was too cold to be inhabited; the door was kept tightly closed and locked. It was left to the dust and damp that in our minds are always associated with it, never disturbed except on those three momentous occasions



Roses and Lilies in an English Dooryard.

that even in the most carefully regulated New England family are comparatively few and far between, the occasions of births, marriages, and deaths. A record of these was faithfully kept in the massive Bible that reposed upon the table which stood in the exact centre of this sombre room of rooms.

Before the Revolutionary War there were few elaborate formal gardens in America. Undoubtedly the best example of one existing to-day with its original shapes and edgings and many of its minor details is that at Mt. Vernon, the home of Washington, near Alexandria, Virginia. In the year 1764 it was probably the most elaborate pleasure garden in the Old Dominion, for prior to that period the planters had not been given to spending either much time or money upon useless luxuries. After the war, however, and in the early part of the nineteenth century all the large estates in the South were provided with pleasure grounds, which varied in size and elaborateness according to the inclinations and pocket-books of their proprietors, and the natural features of the land. All, however, were upon a more ambitious

scale and aspired to more grandeur and dignity than the gardens of New England. In the South vegetation thrived luxuriantly and new and exquisite forms of plant life were frequently discovered to delight the heart of the horticulturist, forms that would not thrive in the bitter cold of the Northland. Slave labour was plentiful and cheap and was at the command of the planters to carry out extravagant feats of gardening; thousands of hands could be spared for the super-cultivation of the myriads of flowers and shrubs, without which an impressive formal garden is impossible.

There, too, the tradition of entail was followed by many of the prominent families, so that an estate remained with a name for an indefinite period, generally passing to the eldest son as in England. This was merely a substantial expression of the Englishman's deep-rooted respect, one might say superstition, for custom which became a considerable factor in many Southern gardens. They were made not only for the enjoyment of the generation then in existence, but planned and planted a hundred years into the future.



A Corner of the Garden; Mt. Vernon.


The ability to construct and plant for to-morrow as well as to-day is one of the most important attributes for a gardener to possess. Sentiment and respect for the perfection that time alone can give is absolutely necessary to the art of garden-designing; and refinement of touch and instinct for colouring are as important to the gardener as to the painter.

Effects of wood and stone and brick, the shapes and colours of hedges and screens, of boskets and groves, of trees and parterres of flowers in the beauty of maturity cannot be set forth on paper, but should appear correctly and vividly to the mind's eye of the designer, just as if they existed and lay spread out shimmering before him. Projects of designing and planting should be approached with the question, "How will they appear next Winter? ten years hence, when the tones have been softened and the shapes rounded out by time?" which the gardener should be able to answer off-hand.

Many people plant in the Springtime with only the following Summer in view, as they drill vegetable seeds into the kitchen garden. Or they ap-

peal to nurserymen to accomplish in a few weeks effects that Nature would consume a dozen years in producing gradually. It is painful to have to acknowledge nowadays that the old sentiments of garden-making are utterly disregarded and looked down upon with curiosity and contempt by the ruling disciples of Pluto, whose delight it is to complete things in a single night by the waving of a golden wand; miserable moderns who live and die in a hurry.

In the South in the early part of the nineteenth century garden-making became a fad, a great craze in which every man vied with his neighbour to produce the largest and handsomest effects. Architects were brought over from France to make plans and superintend the construction. Some of the schemes were so ambitious that they toppled over before they left the drawing-board. At Charleston, South Carolina, one can still trace the paths and avenues, the general outline and scheme of planting of a garden that was planned to rival the garden at Versailles, that magnificent folly of Louis XIV. Many gardens were laid out or partly planted, but as the fad faded or the



Old Garden; Camden, South Carolina.

impracticability of the undertaking was realized they were left to the passionate embraces of the jungle, which quickly swallowed them up.

The men and women who conceived these many beautiful closes, arranged their walks and furnishings and planted their hedges and borders, craved the best examples of Chippendale, Sheraton and Hepplewhite, and imported them from England to adorn the interiors of their homes. Both within and without those stately mansions the inherent breath of refinement softly throbbed.

Many of those old gardens are in existence to-day very much as they were originally laid out, especially several notable gardens in Camden, South Carolina, and vicinity, that were made about the years 1830-35, some even as late as 1850; others exhibit but shreds and patches of their pristine glory and are kept up only in part owing to the circumstances of their proprietors, or to the indifference with which they are regarded by the families into whose possession they have come through the fortunes of war.



CHAPTER II

A COMMON SENSE GARDEN



THE most appropriate garden for a small house, or for a moderately large house on small grounds, no matter in what style of architecture it may be built, is one that can best be described as a cross between the formal garden of the South and the old New England yard, as it contains features of both judiciously blended. The formality consists of the hedge or fence enclosing it, the quite formal approach and the general plan of the paths; and to this is added in the way of planting the half-wild, unkempt freedom of the New England cottage-garden;

and in a garden of this size the planting of the flowers, the filling in with colours is a very important part. Such a plan carefully carried out, even in the smallest details that seem unimportant to the casual eye, and under the supervision of the owner, will produce results that will more nearly approach in general sentiment the English garden of to-day, yesterday, a hundred years since.

In a short time such a garden will become a thing of beauty and will prove a joy forever to the worker therein, for it is to the intimate friend of the flowers that the joys of gardening are revealed, to whom the confidences of the Lily and the Rose are made. Its loveliness will increase from season to season as Time mellows it with his unapproachable touch, adding colour and fulness to it here and there, a touch which the hand of man cannot counterfeit. Flowers are so much more beautiful when growing amid congenial surroundings, so artificial and snobbish when cut and put in vases, or potted and placed in the corners of rooms or on tables for decoration. Tennyson would never pluck a flower and could not bear to see one



Looking down into the Garden.

plucked; such desecration produced a painful impression on his mind and upset him for days afterwards. He sought flowers in their own retreats, and perhaps better than any one who has written did he understand their language.

Such a garden as I have endeavoured to describe looks neither new nor garish from the very beginning, neither does it ever appear ridiculous or top-heavy with cheap dignity that it never really possessed except on paper, or in someone's imagination. It will be neither a French garden nor a German, nor Dutch nor Italian nor even English, although it will show many influences of the latter. It will possess the best characteristics of American gardens, and if you will only keep the gardener out of it it will remain a garden for ever and a day.

Why do not people give more thought to their gardens? They build houses and go extensively into architecture, especially into that particular style, or combination of styles, in which their own house is designed, yet they seem to think that a garden is just merely a garden, a miscellaneous collection of flowers and colours meant principally

to pick and to wear, or to put in vases. A woman gives a great deal of thought to the decoration and furnishing of the rooms of her house, why not to the garden, which is also a room, although she can never be made to believe it? It should have, and generally does have, more importance in connection with the general effect of the house both outside and inside—for the impression one receives of the exterior is carried within and affects the imagination to a great extent—than any other room.

The garden is generally left until the house is nearly if not quite completed; or perhaps planned in a vague way. By that time the owner's patience is exhausted and his finances at a lower ebb than is compatible with good temper and peace of mind. The garden and the planting of it are left to the gardener, who on small estates is necessarily many other things besides, and although he may be very successful with Cauliflowers and Mangels he has little education or taste, and is no more capable of making the garden than furnishing the hall.

A woman will be dissolved in tears and indigna-



A New Garden; Spring.

tion if the architect neglects to confer with her about the trim of the library or the colour of the border of the bathroom tiling, yet she will order her gardener offhand to plant the garden with Lilies and Roses and whatnots, and expect the result to be satisfactory without giving it further thought. The setting of the garden and the garden itself are as necessary to the house as a front porch, and a great deal more necessary than a porte-cochère. A garden is meant to be lived in; it can be made to reflect the character of the owner as much as a living room or boudoir. The refinement that Washington exhibited in laying out the numerous paths and parterres of Mt. Vernon and in planting the hedges and edgings, the love and care that he zealously bestowed upon his flowers and shrubs and the setting out of his trees, would seem to be the best inspiration that an amateur of to-day, who is anxious to make a garden, and to preserve the best traditions of American gardening, could seek or desire.

The garden of Washington, however, is set in a frame that cannot be reproduced, no matter how many fortunes the designer may have at his

command,—the house, the forecourt with its quaint gateway the numerous outbuildings unusual and picturesque in themselves, the connecting peristyles that match perfectly with pathetic simplicity the architecture of the main building, the location on a thickly wooded bank overhanging the noble river whose every wavelet lisps of the history of the neighbouring shores, the stately trees that have reached perfection of character and symmetry of form through the rounding out of many years, the shrubs that have become patriarchs of their families, and above all the serenity and repose that are natural to the wild-wood and foreign to thickly populated districts.

This park and the neighbouring park of Arlington, which is larger than that of Mt. Vernon and was planted on a much more liberal scale, are examples that every student of gardening should study unceasingly. At Arlington the planting of evergreen trees especially was most successfully accomplished and one may there learn the best uses to which such trees can be put. Nothing could be more beautiful than the grouping and the disposal of the groups. It is as if they had



Flowering Almond in the Garden.

been literally painted in the wooded slopes and dells, so softly do their graceful forms and changing colours blend with the various shapes and shades of the deciduous trees among which they are set.


At Mt. Vernon the paths are enclosed with Box hedges and the parterres are edged with the same bitter-sweet shrub. After a century and more of growth and care these hedges and edgings have reached a perfection that is the envy and despair of every would-be gardener who views them for the first time.

The dominant note of the whole enclosure is Box. Its pungent odour, so disagreeable to some people, to others sweeter than all the perfumes of Araby, hangs ever on the air, permeates the farthestmost nooks and corners with its memory-awakening spell. These hedges have an exasperating smoothness and softness of colouring that have been gradually absorbed from the suns and snows of many seasons which it would be useless to hope to reproduce in a few years.

As at Mt. Vernon, so the yards and gardens of New England were dominated by this matchless

evergreen, as the gardens of England are dominated by the Yew. Planted under the front windows or along the most used paths it gave a welcome warmth of colour to the bleak landscape of a northern Winter, and in time crept into the honoured place of friend, unchanging, well-loved by every member of the family. Box is a familiar sight in the neighbourhood of New York where it was extensively used by the Dutch; and in Philadelphia by the English. It has been so prominent in gardens the world over that it should be cherished by garden-makers wherever it will grow, and no one should be deterred from planting it by the thought that it is slow of growth and uncertain, for it is uncertain in some climates and exposed positions. In every garden an altar of Box should be erected where the votaries of Flora may worship and lay their offerings of Rosemary and Bay.

Clipped and ornamental Box is as old as the Roman hills. During the first century it was used to enclose gardens, to edge walks and to cover alleys, for in the East and in the south of Europe it grew to the height of thirty feet. Pliny,



Box Hedges at Mt. Vernon.

writing to Apollinaris about his Tusculan villa, describes the terrace as bounded by a Box hedge, from whence there was an easy slope adorned with Box trees cut to represent various animals; and beyond, a circus ornamented in the middle with a Box tree, the whole framed in by a walk covered with Box rising by different stages to the top. The circus survives in our gardens to-day in the round bed placed at the intersection of two paths. Out of respect to Pliny let us ornament it in the middle with a Box tree!

Could the abundance of Box during the early centuries account for the tricks its odour plays the memory now? It is said often to recall long-forgotten incidents of childhood vividly to mind in middle age; and wonderful tales have been related of the power of its perfume suddenly breathed to present to the mind of an individual of one generation events that had happened in the preceding one, and of which he had never heard. There is no doubt but that the associations of Box are mysterious and romantic and of a pleasing nature to those who are fond of flowers.

In Pliny's time the chief gardener, who was in

reality a sculptor of trees, was known as the "topiarius," and under his supervision the scena of those elaborate retreats were planned, and eventually shaped by his skilful shears. The clipped screens and hedges were used as backgrounds for the sculptured shrubs which were the main features in those gardens where the cultivated flowers were few.



CHAPTER III


THE GARDEN ENCLOSURE



THE early English gardens were enclosed by high walls of brick or stone and often surrounded by a moat. If such materials were not available Osier fences were used instead or pickets painted green. Privet, Box and Yew were used for hedges, allowed to grow from eight to ten feet high, and kept carefully clipped and trimmed. American gardens have rarely been enclosed by high walls, except in cities and towns where it was necessary to screen some objectionable object, or where proximity to the traffic of the street interfered with the privacy that a garden should primarily possess. The idea of high-walled seclusion is foreign to this

country and opposed to the spirit of freedom one is supposed to breathe under its radiant sun and soft blue sky.

The flower garden, however, should be definitely bounded and at least partly enclosed if not actually walled or hedged in. The word garden is derived from the old English *garth*, which means enclosure. Natural boundaries such as old walls, banks, terraces, ponds or brooks should be retained and worked into the plan, as they are desirable features. Supplement these by hedges, walls of stone or brick, fences, groups of trees or shrubs and screens to complete the form of enclosure. Plant the trees and shrubs in a semi-formal manner, but do not use any exaggerated formal effects on small grounds as they destroy the harmony that should exist between house and garden. Landscape gardeners endeavour to produce imposing vistas and counterfeit perspective in a small area, which is too suggestive of the theatre to be acceptable to anyone who cares in the least for Nature. There should not be anything unnatural or over-conventional about the common sense garden. For that reason geometrical




Old Walled English Garden.

parterres, intricate and bewildering to the eye, should be avoided, as they present a miniature, toylike appearance that belittles the house. The planting of such parterres is characterless, too, and is only for colour in carpet effects which should be very large to be at all imposing as decorations. An exception to such parterres might be made when the miniature garden is between the house and a broad river or other large body of water beyond which the opposite shore is visible, where an extensive panorama lies spread out. The eye then engages an unlimited prospect and is so influenced by the broadness of the surroundings that it does not notice the insignificant appearance of the garden that otherwise would seem small and mean. Such a garden then becomes an incident not a feature. Even then the beds should not be made too small and complicated, or they will be hard to plant effectively.

If the house is situated in an empty lot or field, that is to say one that is quite bare of trees or shrubs, make the garden enclosure of the material that you think would conform best to the design and colour of the house and which at the

same time is convenient to use. With half-timbered work brick composes well; with stucco, stone or brick; with an old frame house or one of colonial design, white pickets or white pickets on a low brick wall, a combination much used in the South and a very pleasing one; or with any of the above-mentioned designs a hedge of Privet, Hemlock or Box, or a hedge combined with a fence or wall. A little thought, with perhaps the aid of a temporary section of enclosure, will enable you to determine the most appropriate materials or combinations if you are unable to focus well your mind's eye, and any consideration of this most important subject will be well repaid.

For such a garden a setting will have to be made by planting good trees, trees that will be beautiful and interesting in Winter when divested of their foliage as well as in Summer when in their full-fledged glory. These should be set out both in relation to the house and garden, and the necessary shading and filling in given with evergreens and shrubs, not set in stiff, unsightly clumps like old-fashioned bouquets, but used intelligently both as to form and colour; single specimens or two or




An Enclosed English Garden.

three together in modulated groups. Do not try to out-nature Nature, however, by building up a diversified landscape on your two or three acre demesne, after the manner of the late lamented school of landscape gardeners, for artificial mountains, valleys, cliffs, cascades and gorges only look well in menageries when inhabited by wild beasts; such efforts fail utterly to either beautify or improve. On a small estate the more harmony that exists between the house and garden, the more one fits imperceptibly into the other, the more one seems absolutely necessary to the other, just so much more success you may be sure you have achieved. Harmony is the keynote that should forever be ringing in your ears.

Sunken gardens, deliberately sunken ones, that is to say deep pits dug in level ground and not depending upon any natural features of the land for their sunken condition or appearance are quite meaningless, except perhaps in a large park or system of gardens where they might find a place as examples of a type. They are conspicuous on account of their freakishness, which is a characteristic that should be avoided in small gardens.

There is no more reason for digging a pit in the ground in which to plant flowers than there is for building a platform several feet high on which to lay out a garden. Simplicity is above all things important on a small place, simplicity both in planning and planting; few furnishings but good ones; not many plants but the very best varieties and colours of those you use. Give play to the same instincts and tastes that you would employ in furnishing and decorating an important room of your house.

The habit of tacking on Italian gardens to houses of nondescript style, or to those of Colonial, Gothic or English-cottage design is one that is apt to put the neighbourhood for a considerable radius out of tune. The idea is not artistic. One comes upon colonies of houses, often handsome, elaborate houses built on an acre or two of land, which are overburdened with gardens supposed to be Italian in style,—gardens that are cluttered up with all sorts of continental refuse placed generally without meaning; antique garden furnishings and bad reproductions purchased abroad for large sums to give “colour” and “atmosphere”



A Garden Fence.


to these bedizened back yards, and which only serve to call attention to the bad taste of the owners. In this class of garden which is becoming more common every year because it is the "fashion," a pergola is conspicuous, in fact it is a sort of hall-mark without which none is considered genuine.

Italian pergolas are good things to avoid in common sense gardens. Do not connect the garden and the house by one, nor let one lean familiarly up against the wall of the mansion. A pergola should not be built in the flower garden at all unless it is in the shape of a small, simple arbour, and then only if you intend to smother it quickly with Honeysuckles or Roses. Such Rose pergolas are common in English gardens where climbing Roses flourish exceedingly, but they are always placed where they have some meaning; as a dividing line between the flower garden and the kitchen garden; or at the end of a path; or as an approach to a terrace or a plantation.

There is a pergola at Arlington, near Washington, which matches in its proportions the house, a massive structure of classic design. This per-

gola is a most elaborate affair and is very beautiful. It would not look as well anywhere else, and time has added greatly to its beauty. The vines, for the most part Wistaria and Grape, have developed into enormous fantastic growths that have completely entwined the pillars and beams of this great structure. If it was an adjunct to any house except this bepillared classic hall it would look out of place and ineffective. Perhaps it is more appropriate to-day in the grounds of a National Cemetery than anywhere else that it could be put.

In Central Park, New York, there are several rustic pergolas on which Wistaria has been trained, and their effect in Springtime is enchanting. There used to be one at least a hundred and fifty feet long that spanned the bridle-path where it runs beside the West drive not far below McGowan's Pass. After a few days of blooming the ground beneath the vines would become completely covered with the purple petals that every zephyr sent fluttering downwards in a twinkling shower. The combination of the delicate colouring of the many graceful clusters, and the fresh



The Pergola at Arlington.

green of the surrounding trees was enchanting for the few days it lasted. The writer of these lines has never forgotten the fairylike impression that this pergola made upon his mind when as a very small boy he used to canter through it on his pony of an early May morning. These rustic pergolas were in a public park and were built when rustic work was much in vogue; there is no excuse for using them anywhere now.

Small Italian gardens are not effective and should never be used unless the house is in the Italian style. Most of the Italian gardens one sees are shams, pretending to be something that they are not and never will be. The old gardens cannot be reproduced in miniature; the modern ones are enormously expensive and cover many acres of ground. Beautiful effects that are natural in Italy are badly imitated in the neighbourhood of New York, so that the result reminds one of a scene in a comic opera. Italian gardens need space, long avenues of trees, vistas of mountains, topiary work that cannot be reproduced here; their furnishings are marble fountains elaborately carved, vases, beautiful statues, colonnades and flights of

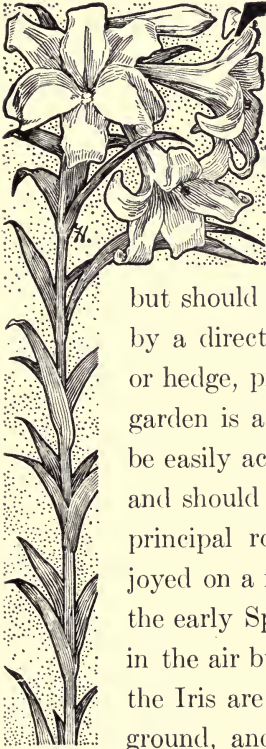
steps; and above all is the colouring of landscape and sky and foliage, a semi-tropical note that cannot be imported and set up like a sun-dial or box of flowers.

In America one associates such theatrical pleasure grounds with the over-rich, or with men of new wealth who seize upon every opportunity to call attention to their riches. In Italy the man of modest means does not have a flower garden; he is quite satisfied with Nature's garden that lies spread out ever before his appreciative gaze in a mist of dazzling colours, exhaling the softest perfumes. In England, where garden-making and garden-planting have been an art for centuries, the Italian garden is let severely alone. True garden-lovers are never satisfied with make-believe gardens.



CHAPTER IV

LAYING OUT THE GARDEN



THE garden may be in the front or the back of the house or at the side of it; or if none of these situations is available it may be laid out some distance away, but should be connected with the house by a direct path enclosed with a fence or hedge, preferably a hedge. For, as a garden is a part of the house, it should be easily accessible from it at all times, and should be visible from some of the principal rooms. Then it may be enjoyed on a rainy day or in Winter, or in the early Springtime when frost is still in the air but the tender green shoots of the Iris are gently pushing through the ground, and Snowdrop and Crocus are

sprinkling the brown earth with their welcome bloom. It is a good plan to have the garden connected with the front or back porch, or with the piazza, or even better to have the floor of the piazza flush with the garden path, or with a grass terrace from whence a few steps will lead you into the garden. A good formula for the size of the garden is "half as wide as it is long."

Sunlight is absolutely necessary for the health of the majority of flowers, so that a sunny position should be chosen for the garden if luxuriance and brilliance of bloom are to be looked for. There is nothing quite so disheartening as trying to coax flowers to bloom in semi-shade. It is well if the garden is so situated that for a short time at least in the morning every nook and corner will be penetrated by the clear, health-giving sunlight, for such a mild tonic is not injurious to even shade-loving plants, and its benefits cannot be overestimated. Sunlight seems to be essential to the most cheerful forms of both plant and animal life, and can be replaced by nothing else.

If space permits, and there is a shady corner, it is a good thing to have a garden house or a bench



Privet Hedge around Garden; Pin Oaks in Background.


built where one may read and sew and entertain one's friends at tea, for tea is always more attractive in company with the flowers. For some plants shade is necessary, as Lily-of-the-valley which thrives under the trees and soon carpets the ground with its silvery green leaves. It is a great temptation to the lover of flowers to reproduce the bloom of every plant that attracts attention in neighbouring gardens, a temptation that often leads to dire confusion of colours and forms and produces bizarre effects that it would be better to exclude from a small garden. The atmosphere of the common sense garden should be soft, subdued, suggestive of peace to both the mind and the eye.

The beginner would do well to start with comparatively few plants, and when he has thoroughly mastered the cultivation of these, when he knows their whims and idiosyncrasies and can anticipate their wants and supply their needs, he may take up others, add to his repertoire as it were. He will surely find out that there are some flowers which grow in the gardens of his neighbours like weeds but with which he can not suc-

ceed. This rule, however, works both ways, and he will succeed with some that require much care and attention when his neighbours fail. It is better to give up the obstinate ones for a time at least, although the idea of defeat may be unwelcome; there are enough flowers to go 'round.

Turn a deaf ear to the nurseryman and even to your dearest friend if he would dissuade you from edging the paths of your garden with Box, for in your heart of hearts you know that there is nothing better for the purpose than the little plant that has stood the test for so many hundred years. Besides, there is nothing else that will do. There is certainly nothing more typical, nothing more eloquently redolent of the old garden. When the enclosure is made and the paths laid out and edged with Box, the garden is finished, except for the planting of the flowers; but if it were never edged with Box it would never be finished, no matter how many flowers were planted nor how brilliantly they bloomed. And if the flowers never were planted you would enjoy it as it was, as you will see it many months of the year.

Box edging is easy to transplant and grows



Box Edging at Mt. Vernon.

quite rapidly. Although for the first year or so after setting out it may be slightly Winter-scarred in this locality (New York) it will recuperate quickly and be made more stocky by the experience. By the middle of May one may be sure to see it vividly green—and is there any green more



Old Box Hedge

refreshing than the new green of Box?—and if only three or four inches high it will mark out attractively the patterns of the paths and beds. The plants used for this purpose are raised in Holland and Belgium and are a dwarf variety of *Buxus sempervirens*. It is better if possible to use stock that has been at least one Winter in this country, but if you cannot find this, set out the edging in the Spring as soon as it arrives from

the other side, and plant it in good black loam, watching it carefully to see that it does not dry out. Edging may be propagated very handily from an old hedge that has been neglected and allowed to go to pieces, being useful for nothing else and only an eyesore. Such a hedge can generally be had for the asking, and of course the plants raised from it would be perfectly hardy and very cheap.

Box is a very greedy feeder and should be fertilized continually if health and vigour are expected to be shown. A top dressing at least every Fall is necessary, and a mulch of well-rotted manure in the Spring is an excellent thing. Many edgings become starved out, turn yellow and die because they have not sufficient nourishment. That is why so many edgings in old gardens look so patchy, so scarred. The soil is unable to nourish the plants, being used up and not having received any enrichment for many years. If you will water your Box plants with manure water of the colour of strong tea every ten days or two weeks during Summer you will find that they will be much strengthened against the rigours of Winter, in fact that they will not be Winter-killed as many people

complain. Do not trim the edging at all the first season after setting out, but the following Spring before it begins to grow give it a good clipping. It makes a second growth later in the season.

The beauty of a new garden and its surroundings may be much enhanced and the illusion of




Old Box

age heightened by planting old Box and Lilacs, two shrubs that were much in evidence in the New England yards, and that were great favourites in the more formal gardens of the South. If these are used, however, care should be taken to place them where they obviously belong, where

one finds them in old gardens and yards, and not to scatter them indiscriminately about the grounds. Box was planted at the foot of the front porch steps, although this position, especially in New England where formality was not much followed, was often preëmpted by the Lilacs. At the corners of the beds in the garden and in the round bed at the intersection of two paths it seems very much at home. Hedges of Box were planted along the front yard paths and on the tops of retaining walls in the immediate vicinity of the house, along walks leading to the kitchen garden and as screens around back and side porches.

Lilacs were used to a great extent as screens, too, and planted behind walls along the roads and lanes where they were allowed to grow into high, untrimmed hedges. A few stately specimens were to be found shading the well kerb; and there were clumps before the front windows of the dwellings where the fragrant clusters often swung in at the second story casements. Varieties of the common Lilac (*Syringa vulgaris*) are the ones usually seen and they are the best Lilacs to use to-day for a good, substantial Lilac effect. Many of the new



Lilacs behind an Old Wall.

French varieties produce beautiful flowers but they look less like Lilacs, the tendency being to improve a flower out of all likeness to its old form. Hybridizing has played havoc with sentiment and tradition. The new varieties are less sturdy and vigorous than the old; and are of less use in a real garden. When purchasing Lilacs from the nursery be sure to get those grown on their own roots, for most of the new stock both here and in Europe is budded on Privet and is worthless, as it only lives a few years. This is done to gain time and save money, and is a good example of the modern way of doing things in a hurry.

White Lilacs grow into large trees and are extremely picturesque with their fascinating clusters of highly scented flowers. Although at an advanced age these trees present a somewhat gaunt and scraggly appearance, they are perhaps more suggestive of antiquity than anything else that we can put in the yard, always excepting Box. Hardly a house was built in New England, or in Westchester County up to the middle of the nineteenth century, or even later, that did not have a clump of Lilacs planted within sight of the win-


dows. When driving through the country one often comes upon isolated bushes or groups of Lilacs far from any habitation; but a little exploration will always reveal the ruins of a house, the old well or the cellar, perhaps only a retaining wall with Lilacs growing cheerfully from its top or out of its joints.

Large Lilac bushes are easily transplanted, for they are shallow rooted. When nurserymen wish to force them they dig up good specimens from the nursery and place them in some out-of-the-way corner of the greenhouse, throwing any old rubbish that is handy over their roots, sphagnum or a shovel or two of compost. I have seen them blooming luxuriantly standing practically uncovered on the floor of the potting shed. When their flowers are all gathered they are put back in the nursery, but do not bloom again for two years. When looking for old Lilacs care should be taken to select sound specimens, and even a certain amount of size may be well sacrificed to this end.



CHAPTER V


A FEW GOOD TREES



IF you have not enough confidence to lay out the grounds and garden yourself, consult a garden architect of good reputation, one whose work you have seen and know to approach more or less to your ideal; but do not let him do more than offer a few suggestions at a time concerning the points about which you are most in doubt. Otherwise you will probably become inextricably confused and your garden will lose the individuality that should be absorbed directly from yourself, and lacking which it will become very much the same as ten thousand other gardens that have been turned out at so much the square foot or yard. The architect will

be useful in suggesting the shape of the garden and the best materials to use for the enclosure, and he may be better able than you to see the possibilities of the natural features of the land, because his eye is trained to such work and is ever on the alert. Do not follow his suggestions about planting, however, but do that the first year at least yourself.

In a garden of the kind under consideration too much conventionality should be avoided. The formality will blend with the semi-wild planting of the garden in such a manner that it will be absorbed. Your own ideas of colour and material will have full play, just as in the furnishing of any other room of your house where the formal background of walls, windows, trim, mantelpiece and so forth, only serve as a setting for your individual taste in hangings, pictures, rugs and chairs, to say nothing of the minor ornaments. If the same room were left to a decorator to "do" in the style of Louis XV or of Charles I the result would doubtless be very correct, but it would also be very conventional, and you would never feel much at home in it, unless you were in a con-



A Well-framed Garden.

ventional mood and arrayed like Solomon in at least part of his glory. Such a room would really be out of place in the ordinary house, in any house of modest proportions.

Architects, garden and otherwise have a way of talking their clients into doing or allowing them to do many things that the clients do not desire; it is part of their profession and the more languages they can use the more successful they are. Unless your own taste is entirely lacking it is well to have it reflected to a certain extent in your home. You may spend much time in explaining your ideas to an architect, and he will listen attentively and say "just so;" and "I grasp your feeling exactly;" and then he will go off and carry out his own ideas for which you have to pay. In garden-making it is much better to be responsible for your own failures, to be able to take advantage of your own experiences. If you are not satisfied with the way the flowers look the first year, dig them up and start again. You will have twice as much fun and in the end the solidest sort of satisfaction.

Before planting trees and shrubs you should

study every available position at different times of the day—in the fresh morning sunlight, in the glare of midday, in the softer lights of afternoon and at twilight, even in the light of the moon. Do not be in too much of a hurry to plant, even if trees and shrubs are conspicuous by their absence and your eyes are hungry for the cool, umbrageous green of rustling leaves; it is much better to make haste slowly. In the course of time you will come to know many places where you are sure that trees should be placed, and you will have decided upon the varieties that can be used to the best advantage. Stake out these spots, and after studying the locations from different points of your grounds in relation to adjoining conspicuous objects, such as the windmill of your neighbour or his stable or house, you will change the stakes many times, and stakes are much easier to transplant than trees. Note well the aspect of the surroundings in Winter, as well as in Spring when the leaves are beginning to burst from their buds and the quivering, pinkish green of the first awakening is in the air; and later on when Nature is more decorously clad in her high-neck Summer gown.



White Oak and Spruce.

If one can afford to it is better to plant a few well-developed, shapely trees and shrubs than to bunch together a hundred or so insignificant nurselings that will take years to develop into any degree of perfection, and then will have to be moved. Of course it is more difficult and expensive to procure such material and to transplant it, but the trouble and expense are worth while, for your yard and garden will soon attain a distinction that is denied to the majority of parvenu villas.

The best trees to use for a groundwork of planting are those that are indigenous to that part of the country in which your estate lies, the trees that are identified with your particular locality or county. If your grounds are bare of large trees there will probably be some on the adjoining properties, or along the road, that will benefit you by framing your place in. Plant up to these and you will find that native trees look more at home and thrive better than exotics. Your greatest endeavour should be to make the house and grounds look as if they were meant to be lived in and enjoyed; that is the way even the smallest estates

in England appear. Display should always be subservient to simplicity and common sense. Americans have learnt how to build livable houses; the art of building livable gardens will be appreciated in time, once the old, natural instincts are awakened.

Do not cut down any trees with which your grounds may be blessed until you have to, and guard zealously those near the house or they will be ruined by the builder. In fact it is safer to make some sort of contract with him concerning the trees, for otherwise he will not be interested in their welfare, and if a limb should so much as graze the face of one of his carpenters the fellow will be sure to chop it down, and you may go hang. The best way to do is to box them strongly as high up as the branches will allow. Great care should be taken with the Cedars, for their picturesque beauty or the formality of their outlines can be utterly ruined by the loss of one or two branches; and Cedar trees cannot be replaced in a hundred years.

The most valuable trees are those that are beautiful in Winter as well as in Summer; those

that show their character in their massive limbs and unrestrained habits of growth, that stand out against the melancholy skyline of November as pleasingly in their grey and brown habiliments as in Midsummer when swathed in the softest greens, those trees in fact that have particular features to recommend them and that are not in the least like shrubs.

In these days people spend much of their time in the country, and it is becoming customary for those owning houses out of the city to live in them until the New Year, and return to them early in the Spring. Trees are in full leaf for a comparatively few months so that a good deal of discrimination should be exercised in planting, more than was necessary a few years ago when the country house was only occupied from June until October. Looking at this proposition from a more practical side it will be seen that although many people build with the expectation of occupying their houses only a few months in the year, they will be very glad to let for the Winter. Grounds that are picturesque and cheerful, and livable in Winter naturally attract the house-

hunter and hold him better than those that are obviously made only for Summer effect, that look as if they should be packed up and stored until Spring along with the piazza chairs.



White Oak in Winter

The most desirable trees of all are the Oaks, the White, Red and Pin Oaks. They grow in time into enormous specimens and live for an indefinite period. When one plants an Oak tree one not

only benefits his own grounds incalculably, but he also does a service for his neighbours and the adjoining countryside that is the best kind of charity. The most picturesque of the Oaks are the Red and White, which many people never dream of planting on account of their traditionally slow growth; but they forget that these trees begin to show their characteristics at a comparatively early age, and they also forget that the trees that are of slowest growth are of the greatest merit. The truth is that the Oaks are not any slower of growth than many trees that are more extensively planted. The Pin Oak, which is really a rapid grower, is particularly beautiful planted along an avenue or a road in double rows, and is interesting at every stage of its development. As a background for the garden it is unrivalled, for the foliage is dense and of an exquisite glossy green colour and shimmers in the sunlight and vibrates bewitchingly in every breeze that blows. It is a good tree to have in the garden, for its appearance is ideally semi-formal. The Pin Oak carries its limbs close to the ground and the lower branches curve downward, giving it a luxuriant

effect that one does not find in any other tree possessing so much character. The low-growing branches will be retained for many years if they are given plenty of light and air. Oak trees should be planted sixty feet apart, but in planting an avenue the intervals may be filled in by some quicker growing trees that in the course of years may be transplanted to make room for their more sturdy neighbours.

The leaves of the White Oak turn scarlet in Autumn and often cling to the branches until Spring, giving the tree a rather unique place in the landscape. The Oaks are free from disease and insect pests, which is a great recommendation for trees that are to be planted on small grounds where a good presence must be counted upon throughout the season. The Pin Oak is one of the easiest trees to transplant, and it is quite feasible to move specimens twenty-five to thirty-five feet in height from the forest to the lawn, the percentage of loss being small. Select well-branched specimens of good shape and move in December after the ground has become well frozen. When the tree is set, cover the ground about the trunk for a radius of

six feet or so with six inches of coarse litter, and leave it until late in the Spring. When this is removed mulch with fine, well-rotted manure, which may with advantage be renewed from time to time during the Summer. It will not be necessary to cut back the tops, but the dead wood should be well cleaned out and the ends of the longer lower branches pruned for eighteen inches or so. Too much cannot be said in favour of the Oak trees which possess so many sterling qualities; beauty, dignity, distinguished appearance, fine colouring, extreme picturesqueness. They are satisfactory to look upon every season of the year.

The Elm is the most graceful of all our native trees. Who is not familiar with the wineglass Elms of New England that so lightly o'erarch the village streets and greens? It is quite a rapid grower and reaches a graceful form at an early age. It is one of the most desirable trees for a small place, but it is so susceptible to the ravages of the moths that one plants it with many misgivings. One is loth to give up this tree which is so identified with the history and literature of the country, which is so typical of the New England

yard, but its unsightliness in early Summer and the disheartening war one is compelled to wage unceasingly against its enemies have weighed in the balance against its use in present-day planting. If a few Elms are set out it would be well to plant Pin Oaks within a short distance of them, which may be retained if the Elms succumb.

The Maples are popular trees; association, their cheerful habit of growth, their prim, spinster-like attitude and demeanour, their luxuriant foliage have all contributed to their popularity. The most picturesque of them all is the Swamp, or Red Maple, which, however, does well when transplanted to uplands and is very easy to move. If the Swamp Maple is cut back at the right time it can be trained into a most effective tree. It can be used with the Pin Oak, and as the latter keeps the colour of its leaves longer, the Swamp Maple's vivid red against the Pin Oak's green or yellowish brown makes a sensational burst of colour in the Autumn foliage. It is the first tree to turn, and you no doubt have seen it splashing the swamps with spots of dazzling scarlet in mid-September.

Sugar Maples are rather formal, shrub-like trees



White Oaks in Winter holding their Leaves.

of heavy, even foliage that were used in New England to line avenues in conjunction with Elms, and were also planted extensively in rows in front of farmhouses and other dwellings for their greenery and shade—and sap. Many New England



Avenue of Maples

village streets are completely congested with these trees, as the custom of planting them in front of the houses became so general that light and air have been shut out, an effect which is rather depressing, but to which the attention of the New Englander cannot be called without giving offence.

In many towns these trees have grown so large and have been guarded so carefully that the once attractive front-yard gardens have been completely



Pin Oak in Winter

smothered out. Would it not be better to sacrifice a few of the trees, even though tradition and superstition are slightly jarred? Sugar Maples were considered very ornamental by the land-

scape gardeners of thirty years or so ago, and were much used by them for decorating lawns.

The Norway Maple is a tree of much the same character but of more massive appearance. It, too, has the lines of a large shrub in Winter, from the upright growth of its limbs. The cut-leaved Maple is a tree of very rapid growth, so rapid in fact that it is useless and is never planted except where a quick effect is imperative. The wood is so brittle and fragile that it is always being blown to pieces. The fancy Maples, such as the Silver and the Weeping, should not be planted on estates of the size of those under consideration as they are purely decorative trees without character or meaning, that belong to the landscape-garden type and have not as much merit as many shrubs.

The Beech and Linden are good trees that may be used sparingly in rather prominent positions. It is a great deal better not to plant too many varieties on a small place or the grounds will look like an arboretum, but of course the good trees that are available should be used. The Tulip or Whitewood is a pyramidal-shaped tree of much grandeur when mature. It has large, smooth,

lobed leaves, and a large flower shaped like a Tulip, greenish yellow with orange markings, and fragrant. But its growth is rather slow and it is not easy to transplant. If there are any Hickory,



Transplanted Pin Oaks

Chestnut or Walnut trees on your land when it comes into your possession they should be retained by all means, but there are many other trees that it would pay better to plant, as the Nut trees take years to become interesting and useful and have their disadvantages; the Chestnuts although beautiful in flower litter up the lawn horribly; the Hick-

ories lose their leaves early; the Walnuts breed millions upon millions of caterpillars that eat up at least two sets of leaves during the summer. Of the three the Chestnut is the most desirable.

Poplars are quick growing trees that are used principally for screens, but they are very short-lived and almost worthless. They lose their leaves early, frost or no frost, and if the season is at all dry the first of September will see them bare and unsightly. The single exception in the family is the Lombardy, which is the longest lived of the tribe. It may be used very sparingly in semi-formal work on small grounds as an accent on the rest of the planting. One or two are more effective than half-a-dozen, and their positions should be carefully chosen. They are foreign notes that should be very softly introduced into the composition of the American yard or they will spoil the harmony. One or two might be used as a link between a house that exhibits a continental theme of architecture, and the garden. When one sees a Lombardy Poplar one thinks instinctively of France, and why should one be reminded of France when walking in one's

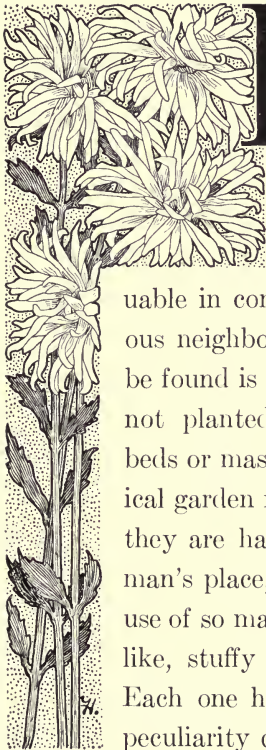
garden? On the Continent they were used principally to border very long, very straight stretches of roadway and canals.

The Buttonball (Sycamore or Oriental Plane) trees should not be planted on small grounds for the present, anyway, until some remedy has been found for the disease that has been ravaging them for the past seven or eight years. Formerly their universally good health was one of their recommendations, but now they lose their leaves early in June and their wood becomes so weakened that it is broken easily by the wind and scattered over the lawn.



CHAPTER VI

EVERGREENS AND OLD BOX



EVERGREENS are really more effective in Winter than in Summer, but they should not be used with only that thought in mind as they are most valuable in combination with their deciduous neighbours. The fault generally to be found is that they are overplanted or not planted in the right way. Large beds or masses are very good in a botanical garden for educational purposes, but they are hardly the thing for a gentleman's place, especially a small one. The use of so many varieties gives a museum-like, stuffy appearance to the grounds. Each one has some particular virtue or peculiarity of shape, growth or colour to

recommend it, but one should be satisfied to possess a few good specimens, which if planted well will be much more enlightening than a large and variegated collection. Simplicity is always dignified and in good taste; and the grounds should never be on a more elaborate scale than the house.

The planting of evergreen trees at Arlington has been mentioned in another chapter, but it was so effectively done that I cannot help referring to it again as an example of successful grouping and colouring. Several varieties of much the same form, but of different heights and shades of green, were combined in groups among the deciduous trees in such a way that the attractive qualities of each were brought out and accented. Evergreens were linked in an oft-broken chain, connecting one plantation with another; and gathered together lightly in groves to break the steepness of the hillside, so that the eye is relieved when it instinctively ascends to the top of the hill on which the mansion stands. There are no great contrasts, but the various trees are exceedingly well-blended, and that is the secret of planting evergreens,—to

blend them well with the other trees. The planting at Arlington was done before the era of Japanese shrubs, and strange to say one does not miss them in the least.

It is difficult, almost impossible on a small place, to use strange forms and colors of evergreens without making them seem incongruous, and giving the grounds the appearance of a public park where it is necessary to follow a systematic arrangement. You should strive by every means to keep such an effect from your place, and the simplest way to do it is to use only a few varieties of trees and shrubs of good character and colour. In carrying out such an idea you will also be put to much less expense, for fancy trees are costly and very uncertain, having to be replaced frequently, and although your neighbours may vie with each other to plant as many different and expensive kinds as they can procure, your house will at least be set in an appropriate and dignified frame. There is no necessity for crowding your lawn with trees because they are rare or novel; they will surely spoil the general effect and they will not contribute much to your enjoyment or

peace of mind, the two principal objects to be considered when arranging one's grounds.

White Pine trees should always be planted if there is any place for them. The New Englanders used them in rows in front of their houses, or for screens and wind-breaks; or they placed them on some commanding knoll as silent sentinels over the other trees, and as such they were a distinct addition to the grounds. Bordering a road they are most impressive when the Winter wind sways their graceful tops and sighs through their branches with the weird melody of an Æolian harp. They are good trees to use for making alleys; the ground beneath them becomes in time thickly carpeted with their needles and decorated with their cones. They live to a great age and grow to the height of a hundred and fifty feet or more in some localities, but as time adds to their stature their appearance is often changed; the lower branches die or are lopped off to give light and air when their growth and that of the neighbouring trees has become too dense. Two White Pines placed conspicuously, near the house, will give a minor cadence to the general planting that is often



Nursery-grown White Pine Trees.

needed to soften the contrast between garden and grounds.

The Norway Spruce is a good tree that has been used too much because it is cheap and grows quickly. It is too thick and dark and lowering to plant very near the house, as it effectually shuts out light and invites dampness. It is desirable to have a few Spruce trees near at hand, however, for in Winter they are the refuge of many birds that are well protected by the close-knit foliage; robins will make a grove of Spruce trees their home through the Winter, and their presence is always welcome. It is not a native tree but it has been so widely cultivated that in many instances it has escaped. It is larger and altogether more majestic than either the White or Black Spruce, and the branches are more drooping; this last characteristic gives it a melancholy expression which, as it is a rather heavy tree, makes it unattractive to many people. It is particularly beautiful amid snow-clad surroundings, and dear to the hearts of children on account of its association with Christmas, a fact that should not be ignored, for the children should be considered when the grounds are planted

as the influence of trees and flowers in forming character is a marked one. If partly covered with snow the branchlets of the Spruce become so drooping that they give almost the appearance of weeping. Spruce trees are particularly useful for screens and wind-breaks, and are planted by many people for hedges, for which latter purpose they are of doubtful value as they have many undesirable qualities. They do not do well if placed where they get the drippings from other trees. As the Spruces will bear close clipping they are often used for topiary work in America, where topiary material is hard to find; the tops are cut back and the lower growth is encouraged. Then they are shaped into balls, pyramids, and cones, or even made into more fantastic forms. They are not really appropriate for such a purpose, however, for while the effect from a distance is good they are coarse and heavy, and a very poor imitation of Box or Yew.

Nordmann's Silver Fir (*Picea Nordmanniana*) is a glorified variety of Spruce that should be planted if possible in place of the Norway or native. It is a tree of more moderate size but of splendid propor-



Spruce, Pine, and Cedar.

tions and of exquisite grace and colouring, shading from very dark, rich green to greenish grey underneath. Its branches are carried lower than any other Spruce tree, the bottom ones often sweeping



Group of Cedars

the ground. This tree is of slow growth and development and expensive to procure, but it will give much pleasure to any one who is fond of evergreens, and is most valuable on account of its habits and colouring where permanent planting is done.

All things considered the native hemlock (*Tsuga Canadensis*) is a better tree to use on a small place than the Norway Spruce. It is more graceful, and although it does not grow into so large a tree (and this is really in its favour) its foliage is extremely delicate and more fringe-like and drooping; it is altogether less clumsy and therefore easier to combine with other trees in a limited area.

The Larch is a deciduous tree that has the appearance of an evergreen, and is generally considered as one. In Spring when it is budding it is a beautiful sight with its delicate green plumelets, but its effect in Winter is rather depressing; it reminds one of a dead evergreen which, on account of some oversight on the part of the owner, has not been removed. Unless one has some sentiment or association for the Larch it would be just as well not to use it on a small estate.

The Irish Juniper is a tree of a beautiful silvery green colour that should be very carefully used in semi-formal work, for it is extremely formal in appearance. It is hardy if not planted in too exposed positions, but is of the slowest growth and requires a great deal of patience to develop.



Cedar growing on Top of Rock.

In the neighbourhood of Washington it does extremely well and has been used at Arlington where there are several handsome specimens.

The Red Cedar is a most beautiful tree. Its growth is naturally pyramidal, but when found near the coast it is often twisted into the most fantastic and weird forms. If your place is bare of Cedars it would hardly be worth while to plant them, their development is so exasperatingly slow; but if Nature has thrown any of them in your way be most careful to preserve them as they give much character to the surroundings. They are to be found growing in the most absurd places, where it would be impossible to establish any other form of tree, or even Cedar itself by transplantation, on the tops of rocks with apparently no soil in sight, tentacled around stones like petrified devil-fish, out of the clefts of rocks where birds have dropped the seeds, very often hanging from the face of a cliff or boulder. They are natural formalities of the landscape that can be made the basis of semi-formal plans. Although it is possible to transplant these trees when they are found growing freely in loam and not with their roots forced into

the clefts of rocks, the risk is great, especially if the tree has attained sufficient age to make it attractive; and the operation is not recommended to amateurs. In Winter the well-defined outlines of the Cedar trees stand out with clearness against the snow, the dark green foliage showing a little subdued and rusty in the frosty air. Dignified in the extreme, they do not lower one's cheerfulness like the funereal Spruce. In some parts of the South, Maryland and Virginia particularly, one notices the Cedars lining the lanes as if they had been carefully planted, when the birds perching on the near-by fences are entirely responsible for their appearance. These trees are very beautiful when located on a terrace among flowers. The green of their foliage is of much the same colour as the English Yew and it sets off most effectively such bright blooming plants as Phlox, or Foxgloves and Lilies. This tree is so desirable that if you have any well-shaped specimens it would be a good plan to work up your grounds and garden to them.

The Japanese evergreens that are planted so much nowadays are very attractive, but their use




Red Cedars on the Lawn.

should be confined to Japanese gardens or to Japanese effects in large parks or gardens. The majority of them are quite hardy, but if the thermometer goes below zero the *Retinisporas*, the most beautiful of them all, will be killed.

Modern Box trees, that is, those grown for the trade in Holland and Belgium, no matter how carefully they have been trimmed, cannot give the same feeling to a new yard as a few venerable specimens ruthlessly torn from the garden of an old farmhouse, where for a hundred years they have been the features as their more fantastically clipped prototypes were the features of Pliny's elaborate *plaisance*. The Box trees grown in the gardens of long ago were propagated from stock of *Buxus sempervirens* obtained in England and Holland. It is quite different in appearance from most of the specimens offered in the nurseries today, which are varieties of the old shrub, but generally quite dissimilar in character from their common ancestor. It was used for hedges and edgings, and as its habit of growth was more compact, the leaves smaller and lying closer together, and the colour richer, when carefully pleached it

presented the smooth surface so much admired and sought for. The old *Buxus sempervirens* was used also for specimens on the lawn or in front of the house, and if allowed to grow freely it developed into the most picturesque tree of peculiar conformation. On page 121 is a picture of an old hedge of *Buxus sempervirens* and a specimen tree of the same variety that was probably planted at the same time. There is one on each side of the porch steps of this old farmhouse in Westchester County. It has taken many, many years for them to reach so large a size. *Buxus sempervirens* var. *arborescens* is the Tree Box that is grown in large quantities in Europe. If used for edging it will be found to develop much more rapidly than the old variety, although the colour is not so good nor the growth so compact. In Washington, D. C., *arborescens* has been much used in the public squares where it has grown to the height of ten or twelve feet.

Modern Box resembles the low-toned, scarred antiques about as much as machine-made furniture reproduced to-day from the designs of Hepplewhite and Sheraton resembles the time-softened



Box and Yew in an English Garden.

maple and mahogany of the eighteenth century. The reproducer unconsciously adds a touch or two of his own which spoils the effect. Yet good reproductions of old furniture are not to be ignored when one cannot obtain originals, and modern Box is far better than no Box at all, and should be plentifully used in the garden and on the grounds. Buy forms that you can shape yourself more or less after the patterns of the old shrubs, and the rounder they are the better they will look, for old Box was generally either dumpy and plethoric and appeared as if it were a crinoline, or it was shaped like an inverted pyramid. The clipped pyramidal forms are the least desirable and are usually the most plentiful and cheap.

The old specimens are of great assistance to anyone who is trying to produce the effect of an old yard and garden, but unfortunately the supply is limited. The revival of garden-making during the past few years has stripped the nurseries of the few old and attractive specimens that they once possessed, and the owners of good Box trees in the small towns and villages are fast becoming educated to the value of their long neglected heir-

looms. The bargainer will have to be diplomatic and persistent and possessed of a well-filled purse, for when the expenses of lifting and moving and replanting are added to the original bill of sale the figures will tot up to a considerable sum.

The moving of these old specimens should be entrusted to men of experience, for the operation is by no means a simple one and the risk is great. Many nurserymen make a specialty of moving Box for their rich patrons, and they have been quite successful, although it seems to be more or less a matter of luck. Small trees can be successfully moved in late October after the first really sharp frost, and they should be reset in the same quality of soil as that to which they have been used, a light loam. Good drainage should be provided, for the accumulation of water around the roots is fatal. Avoid setting them in heavy, clayey soil that holds moisture and freezes like a rock, or in cuppy ground where the water is apt to collect around their butts. Care should be taken not to break the tap roots, and to keep the wind and air from drying out any of the roots while in transportation. When setting the tree,



Old Box.

puddle the loam as it is thrown back into the excavation, as that will settle it more closely about the roots than the most careful tamping. Be sure to protect the roots by a liberal dressing of coarse litter, and when that is removed in the Spring substitute a good mulch of fine, well-rotted manure. As Box is such a greedy feeder it should be watered through the Summer with manure water, and if this is done the results will not only please but surprise you. December, after the ground is well frozen, is the best time to move large and very old specimens, for then a good ball may be lifted with the roots very much as if they were potted. The condition of the trees, the quality of the soil in which they are reëstablished and the care and intelligence with which the transplantation is effected seem to have more to do with successful moving than anything else.

Another good evergreen, a native of north-eastern America, is the Arbor Vitae (*Thuja occidentalis*), a White Cedar of quicker growth than the Red. It is a tapering tree twenty to fifty feet high, with close, dense foliage that bears clipping well. It is extensively used in America in formal

work for hedges, arches and screens, in fact it is the only tree we have that can be grown and trimmed into solid looking walls as the Yew is so extensively trained and trimmed in English gardens. *Thuja pyramidalis* is a variety of more



Arbor Vitæ Pyramidalis

marked pyramidal form that may be used in semi-formal work to take the place of Red Cedar, for it has much the same appearance although it is a more living green in colour. *Arbor Vitæ occidentalis* is perfectly hardy. The best screen that I have ever seen made with it is located on the summit of a high, exposed ridge in northern Connecticut, where it is buffeted by all the Winter

winds that blow; where the mercury often gets and stays below zero. This screen is twelve or fourteen feet high and has doorways cut through it. It is very old and must have been closely clipped for generations, yet it is apparently in perfect condition, effectively sheltering an old farmhouse.

The best trees to use in planting a small estate, in the order given, are:

DECIDUOUS	EVERGREEN
Pin Oak	White Pine
White Oak	Native Hemlock
Red Oak	Nordmann's Fir
Swamp, or Red, Maple	Arbor Vitæ <i>occidentalis</i> ,
Elm (uncertain on ac- count of insects)	for walls and screens
Norway Maple	Arbor Vitæ <i>pyramida-</i>
Sugar Maple	<i>lis</i> , for semi-formal
Linden, or Basswood	effects
Copper Beech	Red Cedar
Tulip, or Whitewood	Norway Spruce
Lombardy Poplar	Irish Juniper
Larch	

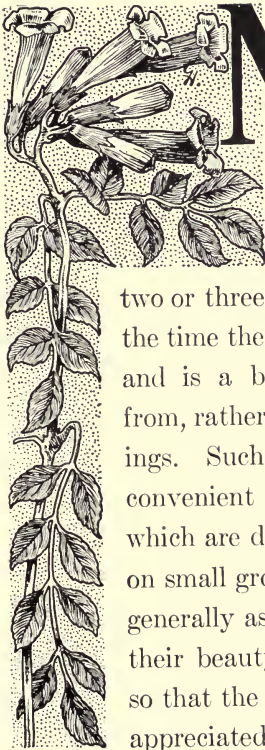
Use White Pine and Hemlock with Pin Oak and the Maples; Nordmann's Fir and Red Cedar with Elms and White and Red Oaks; Arbor Vitæ and Cedar with the Pin Oaks; Norway Spruce with the Oaks, Elms, or Maples, but sparingly.

The Oaks may all be planted together or with Hickory and Chestnut; the Swamp Maple with the other Maples and with Pin Oak; the Elm is better by itself, as also the Linden, Copper Beech and Whitewood. Lombardy Poplars are to be used very sparingly in connection with the house and the garden.



CHAPTER VII

CHOOSING SHRUBS AND SMALL TREES



MANY people imagine that shrubs are wasted if they are not massed together in great plantations, where they present a solid phalanx of bloom for two or three days each year. The rest of the time the bed is dark and unattractive and is a blot on the lawn, detracting from, rather than adding to the surroundings. Such a system may sometimes be convenient on large and bare estates which are difficult to plant anyway, but on small grounds shrubs should be used generally as individual specimens so that their beauty may be seen and admired, so that the good qualities of each may be appreciated; they should not be consid-

ered from the standpoint of their bloom alone. The same rule should be followed as when disposing of furniture in a room; you do not hide a beautiful china-closet of rare workmanship by placing another cabinet or a desk or a settee or a lot of chairs all about it, encompassing it and hiding its graceful lines and form.

I have always thought that the plan of planting in masses was followed by the nurserymen and landscape gardeners because a great many plants have to be used. The arrangement is expensive and extravagant, besides being commonplace and clumsy, and much better effects can be obtained by placing each shrub where it belongs, where it will always look at home and can remain undisturbed for an indefinite time, after the manner of old yards and gardens. Used in such a way shrubs have a meaning and give feeling to the house and grounds; and a man of moderate means may plant and enjoy them.

When buying shrubs, if there is no nursery in your immediate vicinity, you should choose one that lies in a colder latitude or one just as cold as that in which your place is located. By doing this



Trees and Shrubs in the Garden; Mt. Vernon.


you will get stock that is hardy and will be pretty sure to thrive. Plant shrubs in the Fall if possible, in October or November, or in the very early Spring; and always protect the roots for the first Winter with a good dressing of straw or coarse litter.

Closely pruned shrubs are prim looking and ugly; the natural growth is pretty sure to be more graceful than any that you can encourage by the shears. The fantastically clipped forms that were common in the Roman gardens and the gardens of the Renaissance, and that were over-extensively used in England up to the middle of the last century, are out of place on small grounds; they make them look top-heavy. Avoid the badly pleached Box that is offered to-day in so many nurseries, for they are poor imitations and detract from the true value of the garden. Try if you will to get the old, round forms that are found in the old dooryards, but do not buy pyramids and standards.

Cut away the dead wood from shrubs in the Spring; and it will be necessary often to cut back the Mock-orange, for its growth is apt to be rank

and ungraceful; and remove some of the side branches that stick out and destroy the general symmetry of the bushes. Except for cutting out the large suckers the Lilacs should never be touched with shears, but allowed to grow in their natural, own sweet way. For the rest, the pruning may be left to the common sense of the owner, with the gardener kept at a distance.

There are so many shrubs that are attractive and desirable that it is hard for the novice to make a choice. If he leaves the selection to a nurseryman he will get a little bit of everything, for the average nurseryman thinks that variety is the spice of planting. One does not realize how large a shrub bill may become until it is sent in, and then it is difficult to check up the various items that have been scattered over two or three acres, for many of them even in that short space of time will doubtless have died from want of care and knowledge on the part of your gardener, or because they were weaklings when they left the nursery and should have received the attention of a trained nurse. You should superintend the planting carefully, for you cannot be sure that any-



Old Stone Gateway.

thing either inside or outside the house will be particularly well done if left entirely to the tender mercies of servants.

It is a much better plan to know exactly what you want and to choose the varieties yourself. For that reason you should patronize the nurseries in your neighbourhood, as then you can run over at odd times when you have the leisure, or when the particular shrubs you are interested in are in bloom. Tag these carefully with the copper-wired tags which the nurseryman will provide, and on which your name should be plainly written with an indelible pencil, so that there will be no doubt about identification when the time for transplanting arrives.

The nurseryman will want to sell you novelties, of which an incredible number are put upon the market every year; and some of his reasons for doing so will not be entirely disinterested. The beginner should leave novelties alone, especially if the area to be planted is limited and his pocket-book is not over-extended. Novelties are the best anti-fat for a plethoric pocketbook that has ever been devised.

If you should send an order to a nurseryman located at some distance from your home, the chances are that all the stock that you receive will not come up to your expectations. The nurseryman, being only human, will average up the lot so that about fifty per cent of the trees and shrubs will be pretty poor; the rest, fair to medium. Your order will probably have been filled at a low price, but in the end you would have found it cheaper to patronize your own nursery. It does not pay to buy job lots of shrubs and trees, for there is a great demand for good stuff and you may rest assured that there was something queer about your "bargain."

The home nurseryman will generally be ready to replace trees that fail, unless they die through gross carelessness on your part or the part of your gardener, and he will always take an interest in your place, giving you much advice from time to time, which he will not be likely to do if you ignore the home industry and patronize outside firms. When the nursery is near by, transplantation can be more safely effected, as it is possible to wait for the right kind of weather. This is worth

much in Spring, for then the plants that are moved on a rainy, muggy day are hardly checked at all; and there is a better chance of quick recuperation than when the stock has been kept on the train for days, perhaps weeks, no matter how carefully it may have been taken up and packed.

Beware of travelling agents and men who do what is called a cellar business. The former are only interested in selling their wares, never in the wares themselves; many of them do not know a Geranium from a Rose except by the pictures they have seen. The plants handled by the latter class of dealers are apt to be out of the ground a long time, and that does not benefit their constitutions; or if dormant they often begin to sprout before you receive them. Both are apt to disappoint you when it is too late to place your order elsewhere, for they do not keep track of the supplies in the nurseries they represent and are altogether irresponsible. It is much better to deal directly with some reliable house.

The Lilac is a shrub that you will surely wish to see well represented on your grounds. As suggested in Chapter IV, much better effect can be

had with old specimens, which you should be able to procure from some ancient farmhouse in your neighbourhood. You should have a White Lilac in the flower garden, for it will live to a good old age and grow more picturesque every year. Lilacs look well near the house—in front of it, if it is possible to put them there, at either side of the porch. One never tires of them in the latter place; they seem really a part of the house. They may be planted to overhang the garden hedge or to border a walk, or for an untrimmed hedge behind an old wall, or on top of a bank. Planted thickly along the party line they make a good screen, and are less stiff and formal than a fence and more useful to your neighbour. You really cannot have too many of them, as they contribute more to the atmosphere of home than any other shrub. Old bushes can be moved by the “hired man” under your direction; but if you get them from a nursery confine your choice to the old varieties. I have moved Lilacs when in flower, and they have gone on blooming just as if they were used to a carriage-drive every day.

The white flowering native Dogwood (*Cornus*



Magnolias on the Terrace, Virginia


Florida) is found in the woods where it comes into bloom when the leaves of the surrounding trees are just bursting from the buds, and the effect is as if the flowers had been floating through the forest and were caught on the outstretched branches of the other trees. It is much better used in this way, or on the edge of a wood or grove, as it needs the delicate green to set off its white stars; it is not half as attractive or interesting when planted by itself on the lawn. This tree may be transplanted from the woods, but good specimens are generally to be found in the nursery, and are surer to succeed.

MAGNOLIAS are rather formal trees that should be planted in pairs to appear to the best advantage. Very good varieties are *soulangeana* and *conspicui*, of very much the same shape and bearing the same kind of flowers, except that the petals of *soulangeana* have a dark red base. These trees blossom before they throw out their leaves, the end of April, and are often nipped by the frost, when the flowers turn an uninviting brown. There is a shrub-like variety of Magnolia, *stellata*, which is rather slow to develop. The flowers are star

shaped and are borne in great profusion, covering the branches. This variety is most effective on the edge of a wood treated as a large shrub. Magnolias should always be transplanted in the Spring; and they will take a year, and sometimes two, to get over the effects of moving and start growing again.

A very graceful tree of small size is the LABURNUM (*Laburnum vulgare*). It is not used much in this country, but is popular in England. It is tall and slight with delicate green foliage, and the branches bend over gracefully and nod with racemes of yellow flowers. Laburnum does well in partial shade and needs a great deal of moisture, so that in dry Summers it should be plentifully watered, and the foliage sprayed. This tree is worth growing and is a good one to have in the garden; it is really a garden tree. Plant it in a corner near a hedge or a fence post, and place Foxglove around it to hide the trunk, which is generally bare for several feet. Or it is very nice swinging gently over a garden seat; it blossoms in June.

The native HAWTHORN (*Crataegus coccinea*) is




Old Box Archway; Flushing, Long Island.

an attractive tree with red flowers not unlike the English Hawthorn. Hawthorns may be used for pleaching, that is, interweaving their branches overhead. There is a pleached Hawthorn arch at Holly House, Peacedale, Rhode Island, the home of Roland Hazard, Esq., which Mrs. Earle has pictured in her "Old Time Gardens." Another variety, *Cratægus crus-galli*, makes an excellent hedge as its thorns effectually keep off cattle, dogs, etc., but it is not used for this purpose to any extent, perhaps because it is rather slow to start, and everybody nowadays seems to be in a hurry.



CHAPTER VIII

GOOD SHRUBS FOR THE YARD



THE first shrub to blossom in Spring is the FORSYTHIA, and its bright yellow bells are a cheerful addition to the brown lambrequins of April; it is a harbinger of the glorious blossoms that will follow in quick succession until frost. If for no other reason than its earliness this shrub should be planted, but it is ornamental later on when the bright green leaves appear. It is massed in great bunches on many estates, but is good enough to use as a specimen along a roadway or path. *Fortunei* is the earliest variety, which is followed by *viridissima* before the last blossoms of *fortunei* have faded, thus making a good succession lasting

two weeks or more. It should not be pruned until after it has blossomed as the flowers are borne on the old wood. It will grow eventually into a large bush seven or eight feet high. In England the *Forsythia fortunei* is trained sometimes against walls, the principal branches being tied up for three or four feet and the slender shoots allowed to droop over gracefully. When trained over a bank or stone wall the Forsythia is effective, for its growth is vigorous and its foliage bright and clean.

PHILADELPHUS CORONARIUS, or Mock-orange, is a good shrub to use with Lilacs; it is generally seen with them hanging over an old picket fence, or leaning from the top of a bank. Its blossoms have the same odour as the orange flower, from whence its popular name is derived. Old specimens can be moved easily, but they grow rapidly and should be pruned vigorously into shapeliness. Do not put Syringas in clumps, as they have too much character to be used in that way. It should hardly be placed in the garden, but will look well in front of the house in the same way that Lilacs are used.



Old Syringa in a Cottage Yard.

The oldest and best WEIGELIA is the *rosea*. In June its branches are weighed down with crushed-strawberry coloured flowers, and it blooms again later in the season. It is easy to grow and develops quickly, but it is not so desirable as either the Lilac or Mock-orange; do not crowd out anything else to make room for it. The other Weigelias do not compare to it.

VIBURNUM PLICATUM, or Snowball, has better qualities and is more substantial and attractive than the Weigelia. One or two specimens should be used along the paths or driveway.

HIBISCUS SYRIACUS, or Althea, is a shrub that you will find in the old yards, very often grown into a large tree that every August becomes laden down with its Hollyhock-like flowers. The oldest colours were white and rose-pink, and a rather unattractive purple which one can do without very well, although it is quite quaint in its homeliness. These shrubs were plentifully planted near the house, or as screens along paths, and as they grow old they have a habit of bending over so that they present a venerable appearance. Althea is necessary for old-fashioned "colour" in the yard,

and is also desirable to plant because of its strength and vigour.

DEUTZIA CRENATA bears a white flower in June and grows into a large shrub of graceful habit. It should be planted against a background of trees or hedges, on the outskirts of the lawn, with some low-growing plant at its base, such as German Iris, for the lower parts of the branches are bare.

The FLOWERING ALMOND was always to be found in New England dooryards. It is a small shrub bearing myriads of tiny Rose-shaped flowers strung along its branches before the leaves appear; there is a white and a pink variety. It is a good shrub for the garden as it blooms very early, and its associations are old-fashioned and respectable.

Another old-fashioned shrub about which much mystery and sentiment hangs is the CALYCANTHUS FLORIDUS, or Strawberry Shrub, whose reddish-brown inconspicuous blossoms have a strong Pine-apple odour, quite pungent and very acceptable to childish nostrils. Be sure to have two or three of these bushes clumped together somewhere in the yard—against the fence, at the end of a path slightly secluded—for your children would miss an

important part of their childhood were they to grow up strangers to this bush's mysterious spell. It has a soothing effect and a sympathetic one, and children are apt to seek it when overwhelmed by fancied troubles that they cannot unburthen to their elders, or plunged in the unexplainable melancholy that they sometimes experience, and that is unfathomable even by their mothers.

HYPERICUM PROLIFICUM is a little yellow-flowering shrub that grows well and blooms in the shade. It is useful along wooded paths where a little colour is needed in Summertime and is so hard to procure.

CALIFORNIA PRIVET (*Ligustrum ovalifolium*) is an effective shrub when used as a specimen. Its colour is good and it holds its leaves so long that it could almost be called an evergreen without stretching the imagination very far. It is of very quick growth and may be shaped readily with the shears into a rotund bush, which makes a very good supplement to a wooden gatepost. Privet is easily transplanted and it is possible to move large specimens without risk. It will do much better if freely supplied with water and the foliage

occasionally sprayed, if the hose is handy; in Midsummer it should be mulched with lawn clippings to keep the soil from drying around the roots.

The BUSH HONEYSUCKLE (*Lonicera tartarica*) was introduced many years ago from Russia, but became naturalized in the neighbourhood of New York and was a feature of the old Westchester County gardens, in whose ruins it can be found to-day long after the houses have disappeared. It is almost evergreen, retaining its leaves well into January. It is long lived and attains a large size, becoming in time quite as gnarled and picturesque as the White Lilac. At the end of April just before the leaves appear its long, gracefully drooping branches are completely covered with a sweet-scented blossom like the old-fashioned honeysuckle, only the flowers are smaller and of an exquisitely delicate construction. Large specimens of this desirable shrub may be successfully moved, and if you could find one it would prove a great addition to your grounds.

RHODODENDRON MAXIMUM, the native Rhododendron which is very common in Pennsylvania and southwards, and is found also in New England



Wild Rhododendrons in front of an Old Wall.

and New York, has been used much for naturalizing in the past few years. In fact it has been used too much, especially on large estates where it is thickly plastered over every available space. The first thing a millionaire does after closing the purchase of a tract of land on which to build a mansion, is to order a train-load of Rhododendrons. He evidently seems to think that he thus establishes beyond doubt his status in the county. Rhododendrons are much more effective when used sparingly, and planted not too close together, for they grow into dense masses of thickly matted foliage and crowd each other out in a short time. A few Rhododendrons are a great addition to a small place—a carload or so is a detriment. The location for them is in partial shade along the edge of the wood, on slightly rising or uneven ground. A good clump thus placed where it will be seen at a slight distance from the driveway is more enjoyable, and looks better than enormous plantations stretching in all directions like a nursery. They will not grow on limestone soil; they prefer a light, sandy loam, and once established in this they are not much care except that they should be kept

from drying out. In very hot weather towards the end of Summer they should be watered, and a mulch of rotted manure applied during July. If you live in the latitude of New York or northward procure your plants from New England or northern New York. In some localities they are found in profusion and it is easy to transplant large specimens. The broad-leaved LAUREL (*Kalmia latifolia*), a near relation of the Rhododendron, is a valuable shrub, considered by many even superior to the Rhododendron. It is an ideal shrub to have near the house as its form is most attractive and its bloom superb. The Laurel blooms a little later than the Rhododendron, and it is well to combine the two as they look much alike and, when thus used, the blooming season of the clump will be prolonged. When Rhododendrons are taken from the woods they are apt to be imperfect in conformation, and therefore not as desirable for specimens to use near the house as the nursery grown hybrids that are imported from Holland and England. English Rhododendrons are by far the better grown; among those that are recommended by W. Robinson, the English authority, and which are hardy, are:



Rhododendron on the Edge of a Wood.

ALBUM ELEGANS	BLANDYANUM
ALBUM GRANDIFLORA	CARACTACUS
C. BAGLEY	C. DICKENS
EVERESTIANUM	LADY ARMSTRONG
LADY CLAREMONT	PURPUREUM ELEGANS
ROSEUM ELEGANS	H. W. SARGENT

Both the Laurel and Rhododendron are evergreen. When the blossoms have faded pick off the seed pods so the strength of the plant will not be wasted. Rhododendrons only bloom profusely every other year.

Lilies grown in the bed with Rhododendrons and Laurel not only do very well but present a most charming appearance. Lilies need the shelter that the Rhododendrons so well supply, as they are susceptible to late frosts and are injured by the buffetings of the wind which they do not well withstand. And then Lilies do better in the partial shade where Rhododendrons should be placed. The bright, glossy leaves of the shrubs make an ideal background and base for the graceful nodding caps and bells. Use *Lilium longiflorum*, *Lilium umbellatum*, *Lilium tigrinum*, *Lilium candidum*, *Lilium auratum* for a succession.

HOLLY is a most decorative plant, especially when it is old enough to bear the bright red berries. The use of Holly and other evergreens in religious ceremonies dates from pagan times and it is considered in these days a welcome addition to Yuletide; in fact it has grown to be a part of Christmas itself. It is hard to nurse the English Holly through a northern Winter unless some protection is given to it. It is a good shrub for the yard, and should be planted where it may be seen from the house; it is far too attractive to waste its sweetness on the desert air, as it well might if planted in the garden, for it is in Winter that it is at its best.

The NATIVE HOLLY (*Ilex opaca*) which is found from Massachusetts southwards to Florida grows into a tree ten to thirty feet in height, with a compact head of spreading branches. It is particularly good in Virginia and was used there quite often near the house. It is not often found in northern gardens, although there is no reason why effective and beautiful hedges could not be made of it.


The best small trees and shrubs to plant, in the order named, are:

Trees	Shrubs
NATIVE WHITE FLOW- ERING DOGWOOD	LILAC PHILADELPHUS
NATIVE RED THORN	TARTARIAN HONEY- SUCKLE
LABURNUM	FORSYTHIA
MAGNOLIA	VIBURNUM
Evergreen Shrubs	DEUTZIA
BOX	WEIGELIA
HOLLY	HYPERICUM
RHODODENDRON	
LAUREL	



CHAPTER IX

WALLS OF STONE AND BRICK



THE most ungainly fence that has ever been devised is made by running lengths of gas pipe through upright wooden posts, and coupling them together. From an æsthetic point of view such a fence has not one redeeming feature, its ugliness stands out uncompromisingly and detracts from whatever beauty the house and grounds may possess. It is strong and easy to construct, and is quite cheap considering its substance; and it has a smug, neat appearance that many people cannot resist. They excuse the use of it by saying that they intend to cover it quickly with vines. They may cover it but they cannot hide it; the most

luxurious tropical growth would be unable to veil its protruding personality. You would know it was a gas-pipe fence if it was boarded up and vines trained over the boards, and you would shudder when you passed it and instinctively anathematize the plumber that invented it. If men are known by their works you would recognize a man who built such a fence around his yard or garden as one who, although he might be rich, yet was penurious; perhaps kind to his wife and children, but possessing no real affection; and you would pity his family. You would place him as a tradesman who had risen from the ranks, but who certainly deserved to be degraded again, and sum up by adding that whatever he was he possessed no soul; for souls and gas-pipe fencing are farther apart than earth and Heaven.

A wire fence is not so bad because it is inconspicuous; it is often necessary to erect one to keep the grounds and garden inviolate from marauding dogs and fowls, and a hedge can be grown around it, quickly obliterating its outlines from the landscape. When a hedge is used, however, a gas-pipe fence is unnecessary, because it cannot keep out



Brick Wall in an English Garden.

small animals, and cows and horses know enough to go around through the gateway. The posts of a wire fence should be made so light and thin that they are almost invisible.

Next in ugliness to the gas-pipe fence is the wall that is made of mortar, with stones of various shapes and sizes stuck into it after the manner of raisins and almonds in a plum cake, presenting a very rococo appearance. Field stones laid in mortar, with deeply sunken joints, is a modified form of this atrocity. These walls are extremely commonplace and should be used only with houses built of field stone or in the rustic or Swiss chalet style, on a mountain-side, or in a primitive country,—if they are used at all. They should never appear near a garden, for the beauty of beautiful flowers is degraded by their coarse ugliness. At seashore colonies on rockbound coasts they are often found; and the dauntless *Nasturtium* is the only flower that can be used near them without appearing ridiculous. At one time they were supposed to be artistic; it must have been when the tide of art was at very low ebb in this country. These walls are insults to nature when used among

beautiful wild trees such as Oaks, and cry out discordantly in semi-formal arrangements. At the present time one finds them around jerry-built houses of hideous architecture and gaudy colouring. And in such surroundings they are more at home.

The old, rather loosely jointed stone walls that are common in New York and New England are very picturesque, and if your place is enclosed by one you should retain it by all means. A stone mason will set it to rights in a short time, level it up, fill in the holes, straighten the large stones and rehabilitate it generally, at a small expense. Good capstones should be laid to keep the other stones in place, and Honeysuckles, Roses or Virginia Creeper planted to run over them. You will find that the effect cannot be improved.

If you decide to have a wall build a dry one, that is, one that is laid up without mortar. Do not let the mason construct it in too smooth a manner, but try to get the effect of an old wall. The Italian stone masons are very expert at this work (and nearly every Italian is a stone mason) and if there are any old walls on your place, or



Old Stone Wall.

any stones left from the excavation of your cellar, you cannot use them in a better or a more economical way; such a wall will last forever. In work of this kind it is always best to use native stone and not to import any of strange tones or colours.

Walls of cut stone are only appropriate for elaborate parks when the house is built of cut stone. The character of the walls and fences should be determined by the character of the house, especially if they will be seen together. You do not want your gateway to appear as if it had been constructed for some mansion that has since been destroyed, and was utilized to save the bother of building another.

Walls are too massive and heavy to use for garden enclosures, unless they are connected with the house to form a forecourt, for instance, or unless the features of the land demand them, when the garden can be placed in their shelter. A small garden situated on the lawn, or near it, should not be enclosed by a wall; a picket fence or a hedge is far better. The custom of shutting in a garden with high walls is not followed in America except when such a course is necessary to secure privacy;

the sentiment of the country is opposed to it. The walled grounds and gardens of England are survivals of mediæval days when one's neighbours were inquisitive and generally obnoxious. We admire



Picket Fence on a Low Brick Wall


them as curiosities, quaint relics of the past, but we should not long to imitate them.

By far the best material to use for walls on a small place is brick, the ordinary, everyday brick that is made on Long Island or in the Hudson valley, not the smooth, weirdly red pressed brick that is used for chimney pieces and the fronts of houses. Harvard brick is a pretty good colour and texture, though a little dark, but if you use it eschew the black headers for they give a speckled, artificial effect that is out of place in a garden. The common brick ages rapidly; the red softens down and the lines lose their hardness. Near the coast where

there is a great deal of moisture it looks antique in a year's time. It is soft and brittle, too, and wears and crumbles away in the most enchanting manner. It gives the needed colour to a garden in Winter, and most flowers look well growing against or near it; altogether it is most desirable if it can be used without appearing to strain for effect. Face a retaining wall with brick, or build brick piers at the corners of the garden between the hedges. For making a flight of steps it is far and away ahead of stone; and it combines excellently with the materials that are most used in the construction of small houses,—brick, stucco, shingles or clapboards.

The best stone to trim brick with is marble, but unless marble is used in trimming the house it would be too conspicuous in the garden. Blue-stone is bad; never use it to cap brick walls or make steps of, especially dressed or cut bluestone. The best cap for a brick wall is what masons call a rowlock, bricks stood on their sides and overhanging the wall for two or three inches front and back. The rowlock cap was used extensively in the South where bricks were a favourite material

in all construction. There are miles of beautiful walls in Annapolis, Maryland, capped this way, or with the round moulded cap which makes an




Another Wall with Picket Fence

attractive finish. You can get moulded bricks nowadays, but be sure that they are of the same character and colour as those used in the wall.

Walls under six feet in height are usually made one foot thick, but eight inches is sufficient if the wall is built in the right way, with three courses of stretchers and then one of headers, and the joints filled in with good mortar made of Portland cement. If you are afraid the rowlock cap will not withstand the weather, let the mason float three-eighths of an inch of Portland cement over it. This is a good precaution in Northern climates and does

not detract much from the effect of the wall. The foundation for a wall should be at least three feet and a half deep, or down to solid rock; otherwise the frost will be sure to get under it and throw it.



Old Southern Wall with Moulded Brick Cap

Above is a picture of an old Southern wall with a moulded cap; and on the next page can be

seen a wall around the garden of a house near Baltimore that was built in 1773. Note how extremely well the house and wall combine. Never use tile, especially glazed tile, to cap a brick wall; no finish at all would be preferable.


The Southerners used a very good combination of brick wall and picket fence; there is such an enclosure on one side of the garden at Mt. Vernon. On page 174 there is a reproduction of this fence which has been built to make a forecourt for a



Old Brick Wall with Moulded Cap

house of Colonial design, and to shut off the kitchen garden from the lawn. The trees around it are very old, pyramidal-shaped Cedars, and

there is a large Pin Oak at one end of it. They all look as if they had grown up together, the happiest of families. The fence combines so well with the house that it seems to be a part of it, and the whole effect is decorative and old fashioned. The gate of the fence is a slight modification of the




Brick Retaining Wall

gate at Mt. Vernon. The rounded pickets of the fence are used in the top panels instead of the square, pointed ones of the original; otherwise it is a faithful reproduction. It is a good rule when copying old forms to stick to the originals as closely as possible, and make them fit into the surroundings. On page 176 there is another example of this style of fence with long and short pickets morticed into the rails.

The drawing shows a retaining wall built of stone and faced with brick. Such walls are inexpensive to build and are very effective. The one illustrated was placed in a small garden that is a little below

the level of the lawn. A straight path between Privet hedges leads from the front porch to a flight of brick steps, and along the top of the wall a low Privet hedge has been planted. It forms a charming background for Hollyhocks, and Lilies and



Old English Gate

Larkspur, and although only four years old it has become soft and subdued.

The handgate shown here is a simple one and could be reproduced with good effect; do not use elaborate gates for they do not belong to this period, or style of wall. The picket fence that is used on a brick wall should always be painted



Entrance to Forecourt; Mt. Vernon.

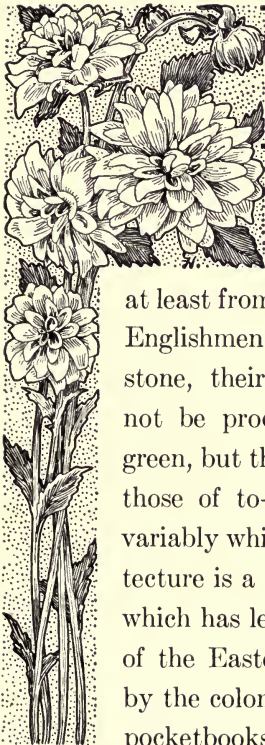
white. Whitewash gives a better colour if you can make it so that the first shower will not wash it off, a thing that I have never been able to do. Powdered rice is mixed with it to make it stick. If whitewash is to be used, the posts and pickets should be made of rough, unplanned wood.

The most charming results were produced in the South with bricks, the people seeming to understand their possibilities there better than in any other part of the country. But the South was more prosperous than New England, and bricks were an expensive material; for some years they had to be imported from England.



CHAPTER X

FENCES AND HEDGES



PICKET fences of the same character as those seen in combination with brick walls, make good enclosures for gardens. The use of pickets or palings dates at least from the sixteenth century, when Englishmen utilized them if brick and stone, their favourite materials, could not be procured. They painted them green, but the Colonial fences from which those of to-day are patterned were invariably white. The later Colonial architecture is a modification of the Georgian, which has left its impress on many parts of the Eastern States. It was adapted by the colonists to the climate and their pocketbooks, and thus became softened

and toned down to a pleasing extent. A white picket fence with a few good vines trained over some of the posts and along the pickets, makes a very light and graceful enclosure that is an addition to the setting of a shingled house, or one of stucco or brick.


The posts of such a fence should be made of Chestnut or Locust (the latter is the more durable), and it is better to tar the ends that are put in the ground. The cap is built on, and should be surmounted by a finial of some sort to set it off, an urn or a ball or an acorn. The urn is Georgian, the acorn is found on fences in England of a much earlier period, and is appropriate in the neighbourhood of Oak trees. Such finials can be turned at any mill, but as soon as they leave the lathe they should be set in linseed oil and left until thoroughly saturated; then given a heavy coat of white lead, for otherwise they will check and split off when exposed to the weather.

The arched gateway on page 189 is a simple one, but of ancient origin. In the "Romance of the Rose" there is an illumination of a garden that dates from the fifteenth century, and in it there



Box Walk; Mt. Vernon.

is a gateway dividing a fence that is practically identical in form and appearance to this one. The garden was surrounded by an embattlemented wall.

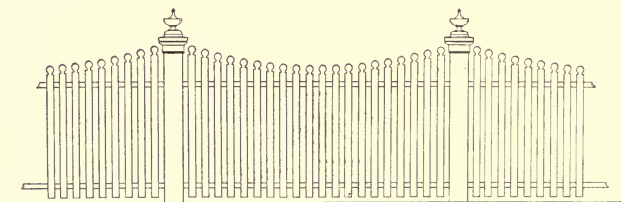


Arched Gateways

The gateway in the picture is reproduced from one that stands in an old garden at Portsmouth, New Hampshire. On the next page a section of fence is pictured. Such a fence is not expensive to build and the effect is good. Vines should be trained on the posts, and used with discretion on the pickets. Light vines such as Clematis, Rose, Honeysuckle or Virginia Creeper are the best

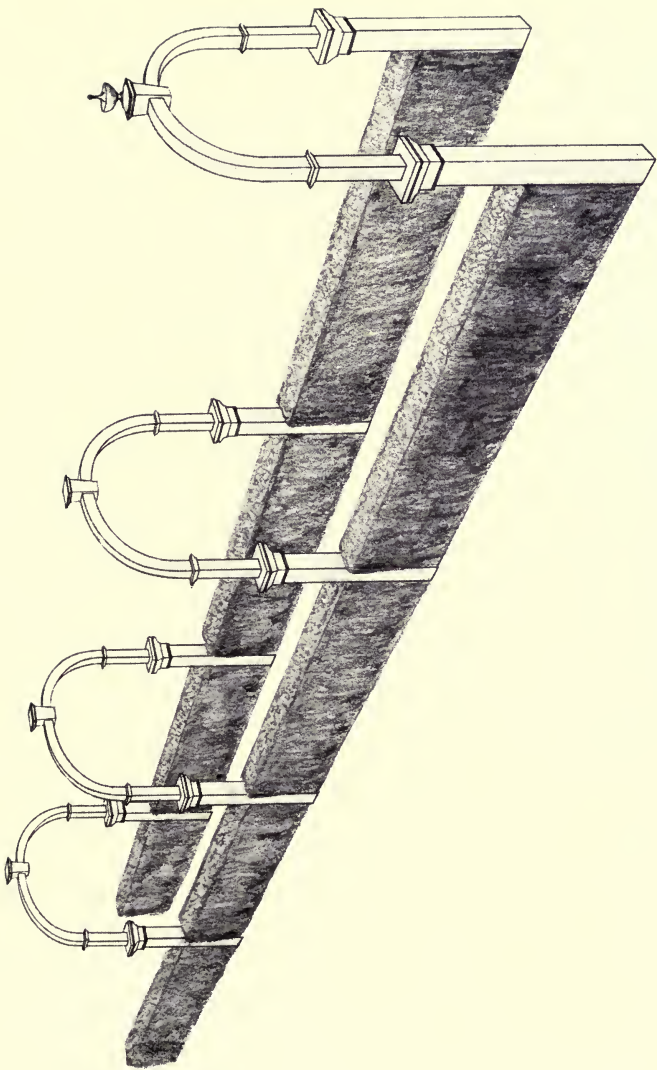
kinds. On page 193 are some good posts that may be used with either fences or hedges.

Box, Privet, Hemlock, Arbor Vitæ, Holly and Spruce are suitable for hedges. A hedge is really the best thing with which to enclose a garden, or the path leading to one, if it is situated on the lawn. A hedge needs some setting off, however, and brick piers or painted wooden posts (page 193) should be used for the four corners and entrance; or for the latter a wooden arch as seen on the previous page. A good combination of hedge and arch is shown opposite, to use for a path when a partly arbour'd pathway is desired. The arches may be covered with either




A Picket Fence

Honeysuckles or Roses; the former are really better for they carry their blossoms nearly all Summer and are almost evergreen; in fact by the time



Arches and Hedges.

they lose their leaves most people have lost their interest in outdoors for the season. If you use Roses plant Wichurianas, or their hybrids, for their foliage, though of delicate construction, is a rich dark green that holds well, and is not much pestered by insects. The Ramblers are really worthless for any position that will be prominent the whole season. Privet can be used for the hedge part, although Box would be better; or Roses or Honey-suckles may be festooned from post to post instead of the hedge; or both used and the hedge kept



Some Posts for Fences or Hedges

low. If the posts are used without a hedge they should have bases built on like the caps.

Hemlock is fine hedge material. It has a graceful, feathery growth and, when clipped well, presents a smooth appearance, the fine foliage interlacing. If grown for a hedge the top should be bevelled, for if left flat the snow and ice will lodge on it and weigh it down, destroying the lighter branches. Hemlock does well in the shade, which is more than can be said of most plants that are appropriate for hedges. It should be protected from the sun the first Winter, especially if it is on the south side of a wall or fence, or else it will be scalded. When planting, cut back the tops, and do not trim it the first year or two. The Hemlock hedge on the next page is on the south side of a wall, but is well shaded by the Elms and Maples that surround it. It composes beautifully with the old dry rubble that shelters it from the north winds.

Privet is a shrub that has been roundly abused both in England and America; some people have given up planting it because they consider it too commonplace; others have torn it out for the same reason and replaced it with something not half so good. Nurserymen recommend other plants to take its place, and one that they seem to favour



Hemlock Hedge.

at the present time is Japanese Barberry. Barberry is an attractive, low growing shrub, but as it cannot be trimmed effectively it is useless where a good hedge effect is wanted. *Ilex Crenata*, Japanese Holly, makes a nice hedge, but it is not hardy much north of Richmond.

California Privet is of very quick growth and possesses so many good qualities that it should not be ignored. If you have a hedge of it and can afford the room in your kitchen garden, or some out-of-the-way corner of your place, you can propagate good plants from the clippings. These will come in very handy either to set new hedges with, or to fill up gaps that may occasionally occur in the old one. Plant the cuttings with two eyes in the ground and two eyes out, and use the stoutest shoots you can get. Transplant them in the Spring and thereafter prune them into shapely specimens. Although Privet is not evergreen it retains its colour and leaves into Winter, and when once it starts to grow in Spring it progresses rapidly. In fact, one drawback to Privet as a hedge is the frequency with which it has to be clipped in the growing season.

Mature Privet does not seem to be affected much by drought unless planted very near rock, but it can absorb a great deal of moisture and does better when provided with it; young plants should be carefully watered in dry seasons to assure their good health. It will grow in partial shade but will not thrive there; the part of a hedge that is under the trees always looks scraggly and mean. In some parts of New England, in exposed positions, Privet cannot be successfully grown. It will do well apparently in any ordinary soil, but its development is wonderful in light loam. Be sure to top dress the plants in the Fall, and fork in the old manure in the Spring.

If a Privet hedge is used to enclose a garden, have paths parallel it, and leave only a space of two feet or so between the paths and the hedge. The stone filling of the path will keep the roots of the Privet from intruding on the garden, and from sucking up the moisture and substance from the soil. In the bed that borders the hedge you will be able to grow Nasturtiums, but not much else. The tall growing Nasturtium is the best for the purpose, and as it grows it should be trained over



Nasturtiums climbing over Privet Hedge.

the hedge and let fall in festoons on the outside, or along the top. The effect obtained by such a method is distinctly good, as the Nasturtium will be in bloom from the first part of June until frost, and the bright blossoms are well shown off against the dark green of the hedge. In some of the best old gardens of England Nasturtiums are trained in this way up over the high Yew hedges and screens. The seed should be planted about the tenth of April in the neighbourhood of New York, unless the season is very backward. If you would rather you may have the bed between the path and hedge in grass, where you can naturalize clumps of Japanese Iris with Crocuses, Tulips and Narcissi growing between them. These may be left undisturbed as they will have ripened by the time the grass has to be trimmed.

To obtain the best results with Privet as a hedge use three-year-old plants, and set them out in two alternate rows, fourteen inches apart, and eight or ten inches apart in the rows. When they become established in this way the branches interweave and form a compact, sturdy mass, and so support each other that the snow and ice of the severest

Winters will not break them down. A hedge may also be made with a single row with less expense, the double row only being used when a particularly substantial result is desired. After setting out Privet cut it back to the height of eight or ten inches, and keep the pruning shears well employed for the first and second seasons at least. Such treatment will make the bushes strong and stocky



Old Box Hedge near Baltimore

and cause them to furnish close to the ground, so that in the end it will be possible to trim the hedge square, and produce a clean cut wall of living green. After the hedge is well started you should cut back into the old wood every year, when you

first trim it. Beyond the clipping, a Privet hedge takes pretty good care of itself.

Privet is a very good material for an amateur "topiarius" to practice on. It grows so rapidly that mistakes are quickly covered up, and with a little care it may be shaped into almost any form. Buttresses may be made to hedges, and piers with finials, and the top of the hedge between the columns gracefully turned. Pleaching, however, should be done with a level and a line if you expect to get satisfactory results. This sort of work is very amusing and interesting, and adds to the general effect of the grounds; but a little goes far on a small place.

Box is an expensive plant to use for hedging purposes, but there is nothing so good. The same effect cannot be got with Privet or Hemlock or any other hedge plant. It is not feasible to move an old hedge, as it is almost impossible to fit it together again, although some nurserymen claim to be able to accomplish the feat. Plants of Tree Box can be procured from the nursery fifteen to thirty-six inches in height, and those that have been allowed to grow in their natural way should be

selected. They are generally more or less pyramidal in form, terminating in a slightly pointed top, sometimes in two tops. Set these bushes close together, cut the tops off and trim the sides level; they will make a very good beginning for a hedge, but should not be allowed to grow upwards until they have grown well into each other. Such a hedge should be carefully fertilized every year, and if it is in a slightly exposed position it should be protected with a screen of boards until well established. It will not be necessary to board the hedge up, in fact this is really worse for it than no protection at all. Cover the butts with coarse litter or salt-grass, and give plenty of manure water during the Summer, and especially during the growing season. On the next page there is a photograph of an old hedge in Westchester County, New York, which for many years has been well established on the top of a stone retaining wall, hedging in the yard. It was badly scarred in the Winter of 1903-05, and at present writing there are many gaps in it which have made the heart of its owner sad. A garden enclosed by a good Box hedge, with posts at the corners



Old Box Hedge.

and entrances, makes an ideal decoration for a lawn.


Arbor Vitæ is often used for making hedges, but as it grows old it is apt to lose some of its lower branches and to present a moth-eaten appearance. A beautiful variety is the *golden* although a little too decorative; but *occidentalis* is perfectly hardy and surer to succeed.

Native Holly (*Ilex opaca*) makes an attractive hedge, but I would hardly recommend its use for enclosing a garden in northern latitudes. If you have some position that is sheltered it would repay you to try it, for it is particularly beautiful in Winter. Spruce is too coarse and clumsy for a hedge except on a very large scale, and it will not do well near other trees; it is more valuable for a screen or wind-break. A Spruce hedge does not blend well with a garden of old-fashioned flowers.



CHAPTER XI


OLD AND NEW ROSES



ROSSES have been identified with England since before the time of gardens, and in that damp and rather sunless isle they flourish exceedingly, claiming more attention than any other flower, and blooming profusely for five months in the year. An Englishman uses Roses everywhere; to him they are emblems, and the chief delight of the countryside where he passes the better part of his life. He trains them over his house and porch, and upon the high walls with which he delights to surround himself, and arches them over the garden paths; he makes hedges of them and colonizes them by themselves in Rose gardens,

where he spends much of his time studying their habits or watching them grow, revelling finally in their luxurious bloom. Unfortunately in the neighbourhood of New York and to the northward, we are limited in the use of Roses; there are comparatively few varieties that do well under ordinary garden conditions, and that can be brought into satisfactory bloom without the services of a skilled gardener.

Although a Rosebush is a thing of the most exquisite beauty when in flower, its foliage is so susceptible to mildew and rust and the ravages of insects, that by the time the bloom has passed the plant presents a bedraggled appearance, and grows more shabby as the season progresses, so that it detracts from the freshness of its surroundings and casts a sort of blight over the other flowers. If for no better reason space in the garden should be given to but few Roses, and they ought to be so placed that by the end of June they will be overgrown by the other plants, and their shabbiness covered up. The principal features of a small garden should be its freshness and vigour, and freedom from any suggestion of disease among the




Garden Path; Wraxhall Manor.

flowers which it contains. The long canes that roses throw out quickly after blooming and that should be allowed to grow uncut to develop the bushes properly, are most ungraceful, and give a ragged, neglected aspect to the grounds. The Roses that are used should be arranged so that this awkwardness will be swallowed up by the growth and bloom of the other flowers.

In the Rose family the one variety that seems to be entirely immune from the attacks of insects is *RUGOSA*, the Japanese Rose that grows quickly into a bush five or six feet high, thickly clothed with dark green foliage that appears early in the Spring. It bears single white, or reddish pink flowers, with a delicate Rose perfume, in May. The haws, or seed pods, are large and bright red, and are quite decorative, for they are conspicuous amid the healthy green foliage. If *Rugosa* is pruned a little through the Summer it will bloom abundantly until Autumn. This Rose should have a place in the garden, in a corner or somewhere near a path where its perfume will not be entirely lost; its freedom from disease makes it ever welcome to the eye. It is also good along a walk in the yard,

and will blossom and thrive in partial shade. It is well to remember that the red variety is more vigorous than the white, and will grow into a larger bush. There are hybrids of *Rugosa*, but they are not as satisfactory as the parent. *Blanche Double de Coubert*, which bears a double white blossom of much fragrance, is considered the best. Hybrids of this sort have never had much attraction for me; the chief interest and beauty of the original *Rugosa* is its large single blossom so charmingly borne—then somebody comes along and hybridizes it into an Allegheny Hollyhock! Satan certainly finds much mischief for idle hands to do.

For the sake of association there are several Roses that should be represented somewhere on a small place, and notable among these is the PROVENCE, or Cabbage Rose (*Rosa centifolia*). Its scent is the typical Rose scent that one associates with the odour of Box; it is the most fragrant of all Roses. Our grandmothers dried the petals and put them in jars, to which they turned for refreshment during the Winter when the garden was odourless.



Old English Dove Cote.

The MOSS ROSE is a variety of Provence that has a distinct scent of its own, more aromatic than that of the Cabbage; and a feathery growth around the calyx that got it its folk name. The best Moss Roses are:

COMMON MOSS; pale pink in colour; most useful as a bud.

WHITE BATH; white, tinged with pink; about the best.

CRESTED MOSS; with mossy bud and crest; very fragrant.

BLANCHE MOREAU; a beautiful, large rose of good shape; produced in clusters.


The Moss Roses are all perfectly hardy, but with the exception of Crested Moss are not easy to grow on account of their extreme susceptibility to mildew and rust. They should be vigorously pruned, for their growth is wild; and kept out of the flower garden.

YORK AND LANCASTER (*Rosa Gallica*) is a red and white striped Rose of ancient origin. They had it in England in the sixteenth century, and Shakespeare mentions it as one "nor red, nor white, had stol'n of both." It used to be a favourite in the

old gardens of America, and in the Van Cortland garden, at Croton, New York, there is a specimen which Mrs. Earle estimates to be over a century old; it is still quite vigorous and bears many blossoms every year. York and Lancaster may be had of modern growers, and should be placed in the rose garden, or near a front yard path.

ROSA LUCIDA is a Rose of American origin which Miss Jekyl, the noted English amateur, says is one of the commonest Roses in old English gardens. She complains that a Rose which has for so long been popular in England has never received an English name. Its nomenclature is derived from the glossy green of its leaves. The flowers are large and single and borne in clusters; they come into bloom in July and last several weeks. This Rose can be supplied by nurserymen, and could be used with good effect for naturalizing in the neighbourhood of the garden.

There were few yellow Roses in the very old gardens; for some time BANKSIA was about the only representative of that colour. In the year 1830 PERSIAN YELLOW and HARRISON'S YELLOW were introduced. The flowers of the former are of good



Old Thatched Chalk Wall.

colour but small. Harrison's Yellow bears a medium size semi-double flower and blooms much freer than Persian. It makes an attractive-looking bush but should not be placed in the garden, rather on some distant spot where it may be seen and not heard, for its fair flowers cry to Heaven. If you should by some untoward accident pluck one of the rather tempting, golden blossoms, and investigate it with your nose, it will seem to you as if all the insects in the garden had crawled into it and died.

There were many Summer Roses grown in the New England yards that have disappeared entirely from present-day gardens. The old yards were overrun with Roses, running, climbing, standing, reclining, and creeping over everything; in June the dooryards must have presented a carnival appearance. When they began to wane, however, the garden lost its interest to a great extent, for these old Summer Roses rarely bloomed more than once in a season. And what a beautiful time the bugs must have had! To-day, the Hardy Perpetuals and the Teas, and the modern Climbers have taken their places. The English SWEETBRIAR (*eg-*

lantine) was brought over at an early date; perhaps it came in the "Mayflower" along with the ten thousand spinning wheels, chests and chairs that were ferried to the New World. It was so generally cultivated that it escaped to the roadside and masquerades to-day as a wild Rose. It is unique because of its sweet-scented foliage; and may be had from the nurseries under the name of *Rubignosa*.

An old Rose of much merit because of its bush-like form and plenitude of bloom is *MADAME PLANTIER*, introduced in 1835. The colour of the flowers is white and they are borne early in the season; as many as a thousand blossoms have been counted on one bush. If these old Roses are wanted, most of them will have to be sought in the old gardens, from whence the proprietors doubtless will let you take cuttings if you approach them in an humble and reverent spirit. The new Roses of course, do not always console one for the loss of the old; one longs for the sights and the smells of childhood almost as much as for

" the touch of a vanished hand,
And the sound of a voice that is still."

The perfumes, the sentiment, are not the same.



Stone Steps and Gateway.

But one cannot have everything, and modern Roses have a beauty and charm of their own that flower lovers cannot fail to appreciate, although in the depths of their hearts they are sure that they do not compare to the less gaudy, though more fragrant blossoms of the olden days.

Following is a list of some of the old Roses, with their bloom and some of their characteristics described briefly.

DAMASK ROSE, of which *Rosa mundi*, or York and Lancaster is a variety; used by the colonists for rose water; in the East for attar of roses.

CRIMSON BOURSAULT (*Alpine Rose*).

BANKSIAN; double yellow, from China in 1807.

MUSK ROSE (*Rosa Moschata*); used in the East for attar of roses.

The sweet-scented JUNE ROSE of many thorns, common to the dooryards of New England and New York.

The CINNAMON ROSE; in some parts of England called Whitsuntide, with small flat flowers, and a distinct cinnamon odour.

SCOTCH BRIAR, or *Burnet-leaved Rose*; white and yellow, very fragrant.

ROSA ALBA, or *Maiden's Blush*; an old cottage garden rose; white and pink. This rose is very susceptible to blight, and was not generally an ornament to the garden after June.

The DOG ROSE.

The BURGUNDY ROSE.

The BLACK ROSE.

The FAIRY and GARLAND, two miniature Roses that were especially dear to the hearts of children.

If you have set your heart on having Perpetual Roses in the flower garden, plant them in the large beds along the paths, eight or nine feet apart, and two feet in from the edging, so that other flowers may be planted in front of them and they will be hidden after the first of July. This treatment is not meant to be recommended as a particularly beneficial one for Roses, although it does not seem to harm them; if any should succumb they may be easily and cheaply replaced.

ULRICH BRUNNER is one of the best of the Remontant Roses. Its foliage is particularly healthy and free from insects, and quite thornless; the

flowers are a deep cherry-red colour, borne on long stems. It blooms freely in late June, and reblooms in September. The growth of this Rose is strong and vigorous, and the buds open out gradually, lasting for a long time whether left in the garden or cut and put in water. The greatest drawback to this plant is its want of compactness, the canes growing to the length of two feet or more before throwing out buds.

MAGNA CHARTA is a good pink Rose that bears many flowers on rather short stems, so close together in fact that they have the effect of clusters. A strong and vigorous grower, very hardy and making a shapely bush in a short time. Cut off the flowers as they begin to fade or they will hinder the growth of the remaining blossoms.

GENERAL JACQUEMINOT is the well known dark red Rose that blooms more brilliantly after a severe freezing, and may be grown without the slightest trouble. The flowers are almost worthless for cutting as they do not hold their colour.

COQUETTE DES BLANCHES, a hybrid Noisette Rose, but may be considered and used as a Remontant. The flower is white, tinged slightly with

pink. It makes a symmetrical bush, and blossoms rather late, prolonging the Rose season. It is hardy and easy to grow.

PAUL NEYRON, the largest of all the hardy Roses, but rather difficult to bring into bloom successfully on account of the uncertainty of the buds, and the certainty that the insects will destroy them. This Rose will look shabby and uninteresting unless much attention is given it, and its foliage frequently sprayed from the time the leaves begin to appear.

ANNE DE DIESBACH is a hardy Rose and a good bloomer, bearing many large and deliciously fragrant flowers of a rich carmine-rose colour. The flowers are of fine form and are very good for cutting; stems quite long. A charming Rose, and really next in value to Ulrich Brunner.

MRS. JOHN LAING, soft pink in colour, with large, fragrant blossoms, and perfectly hardy; a good blooming Rose.

There is a Polyantha Rose, CLOTHILDE SOUPERT, that should have a place in the garden. It is white in colour often changing to light rose, and two distinct colours are often seen on the same plant.

There is a pink variety that is also good, but it does not bloom quite so freely as the white. This little Rose bears its flowers in clusters and keeps putting them forth unceasingly from the middle of June until the black frosts; I have found it blooming in the garden after several days of hard freezing weather. It is of a most modest disposition and will consent to bloom unseen for an indefinite period. It has been forgotten in the garden and allowed to become completely smothered by the rank Midsummer growth of Dahlia, Phlox, Zinnia, etc., and yet appeared smilingly, covered with bloom after a heavy frost had mowed down its more susceptible companions. It has never required more protection in Winter than the perpetual Roses.

Transplant Remontant Roses in the Fall if possible; if not, then very early in the Spring, in March, while they are still dormant and when the frost is just out of the ground. If the season is rainless watch them carefully and be sure that they do not dry out. Very good Roses are grown in California, much better than in Holland, and these should be used if you cannot obtain plants from

some Northern nursery. Dormant Roses set out in the Spring will not bloom well the first year, and will be a little later than those established in your garden; but by filling out with dormant stock each year you will prolong the blooming season to quite an extent. If dormant Roses are dried out when they are received bury them in a damp trench for two or three days, and they will come to life again.

Remontant Roses do better in clay soil but will grow perfectly well in good garden loam. If possible, get Roses that have been grown on their own roots, but if they are budded plants, set the bud three inches underground and cut off any shoots that are thrown off below it, as soon as they appear. These you will be able to recognize as they differ in character from the budded growth. The roots of Roses should not come in contact with stable manure; if you use a shovelful in the excavation cover it up with three inches of good soil and let the roots find it. Cow manure is the best to use. As soon as the buds start in the Spring saturate the ground around the roots with manure-water (half cow, half horse), of the colour of fairly

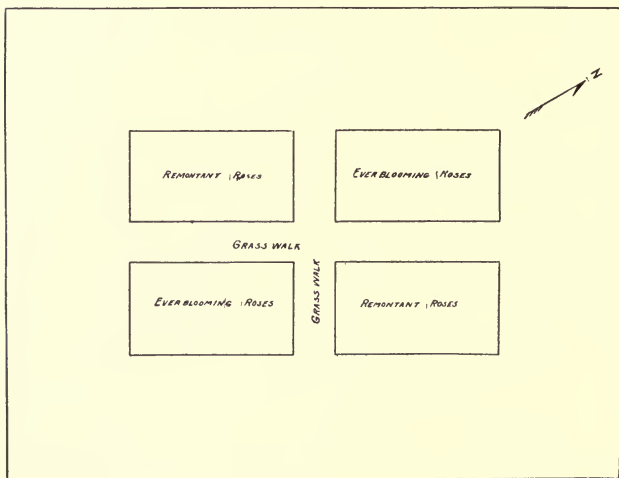
strong tea, twice a week until after blooming time. You will find that the flowers will be improved in size and borne more profusely.

Some English gardeners in the Spring lay down two or three of the long shoots of the Hardy Perpetual Roses, merely cutting off a couple of inches from the ends, and peg them to the ground. The other shoots are pruned back. In this way more bloom may be had, but of course the method should only be employed in the Rose bed or Rose garden. The next year these shoots are cut off and other shoots pegged down to take their places.

The Perpetual Roses that have been described are quite able to withstand the hardest Winter in the latitude of New York, and there is no necessity for providing straw wrappers for them, or for laying them down and covering them up with straw or leaves. A good mulch of coarse manure mixed with long straw is all they need, with some cow manure spaded in lightly in the Spring. Thereafter the ground about their roots and between the plants should be kept loosened with a hoe until the Roses have bloomed; after which time once every two weeks will suffice for cultivation. If you

wish to have healthy plants and good flowers, the ground must be kept loose and fine.

The Roses in the flower garden need not be pruned back so vigorously as those that are grown for specimen blooms. The idea in the garden is to make attractive looking bushes that will be covered in due season with flowers. Cut back the plants in the Spring to the height of one or one and a half feet, leaving the thick shoots the longest, and removing all of the dead wood.

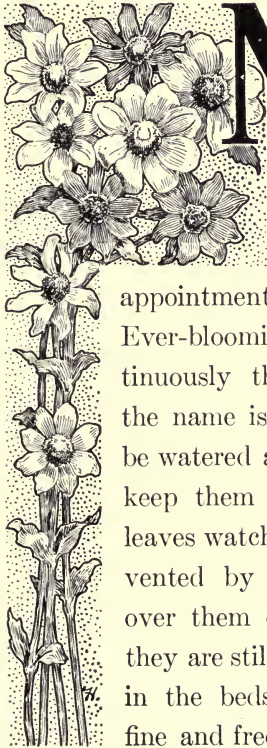


Rose Beds



CHAPTER XII


EVER-BLOOMING AND CLIMBING ROSES AND VINES



MONTHLY, or Ever-blooming Roses, need much more care than the Hybrid Perpetuals and, unless given it will be apt to prove a disappointment. Although they are called Ever-blooming few of them blossom continuously throughout the season, and the name is misleading. They have to be watered and sprayed and coddled to keep them in good health; and their leaves watched for mildew, which is prevented by sprinkling powdered sulphur over them early in the morning, when they are still wet from the dew. The soil in the beds should be kept loose and fine and frequently moistened, especially

during the hottest days of our dry and trying Summers.

They are not hardy and should be covered in Winter. The best way to do this is to fence the beds in with wire netting two and a half or three feet high, and fill the enclosure with leaves, laying down the long shoots so that they will be well covered up. A few cornstalks or scraggs should be laid on top of the leaves to keep them from blowing away. This will provide a good protection, and the roses will emerge all right in the Spring if the mice have not eaten them up. To guard against such an appalling contingency "rat biskit" should be plentifully crumbled up on the bed before covering it, and some of the pieces of the poisoned cracker scattered through the leaves. In April when the covering is removed the bed should be spaded up to the depth of three or four inches, and some well-rotted manure, which should be two years old to insure the best results, worked in. As soon as the leaves appear begin to spray them with a mixture of tobacco and whale oil that comes in cakes like soap, and may be dissolved in a pail or watering pot as you wish to use it.



Rose Beds Enlarged into Rose Gardens

It is better to grow Ever-blooming Roses in beds by themselves, or in a Rose garden where you may pick the flowers every day and their beauty will not be missed. Perpetual Roses grown in the same manner will give more satisfaction, too, than if they are scattered through the flower garden. If you cannot make a Rose garden, prepare a few beds in some out-of-the-way corner of the place, that is well drained and protected from Winter winds, where the plants will get the early morning and the afternoon sun, and will be partially protected from the blistering heat of midday. If you locate such a bed with an eye to the future, some day you may be able to work it up into a Rose garden; enlarged, enclosed by a hedge or fence, and more extensively planted. On page 232 is given the plan of a collection of Rose beds that will hold about a hundred Roses; and on page 235 the same beds appear elaborated into a garden.

Ever-blooming Roses require a good loam, or compost, richly fertilized with old stable manure. They should be set two feet and a half each way in the beds, so that they will have plenty of light and air, and sufficient soil to nourish them prop-

erly. Do not plant Roses too near the roots of large trees, and be sure that the bed is well drained, for damp, soggy ground is the worst place to grow Roses.

One of the newest and best of the Ever-blooming class is KILLARNEY, a beautiful pink Rose with an unusually long and graceful bud, suggesting in shape forgotten Catherine Mermet. The pink is of a very delicate but fresh shade. This is an Irish Rose, and has become popular with florists who force it and use it instead of the long popular Bridesmaid, which is of a more solid pink. Killarney is a faithful bloomer, and the buds and flowers have so much character and beauty that three or four are all that is needed for a vase. This is a hybrid Tea rose of vigorous growth; but because it is new it has been quite expensive. Three plants of Killarney, however, will give more pleasure and less disappointment than a dozen of almost any other sort.

MILDRED GRANT; a white hybrid Tea Rose of large size, with curving, shell-like petals. A good Rose for cutting as the flowers are of much substance and last a long time when gathered. In-

troduced by Dickson & Sons, and considered by them one of their best Roses. The plant is quite vigorous and the growth strong. A Rose that will give much pleasure and satisfaction to the amateur, and is a good companion to Killarney, which it resembles in many respects.

KAISERIN AUGUSTA VICTORIA is a white Rose of very rampant growth, apt to bloom in clusters at the end of long branches; the buds are generally of a creamy tint, but the flowers expand into the most perfect forms, large and double, with an exquisite perfume. This is a splendid Rose for cutting, for the buds will open gradually in water and last for days. The Kaiserin is the best blooming of all the monthly Teas; from a bed of twenty-five a bunch may be picked every day from June until hard frost. This is the white Rose so much used by florists.

SOUVENIR DE PRESIDENT CARNOT is rosy white in colour, with long, tight buds carried on long stems. A good bloomer.

MAMAN COCHET; large, double rose-coloured flowers; the buds well shaped; blooming profusely.

GRACE DARLING, white with Peach-bloom shades;

an exquisite Rose with a gracefully shaped bud; the flower large and full. One of the best ever-blooming Roses, as it really flowers continuously during the Summer.

CLARA WATSON; salmon pink, with the pink intensified on the outer edges of the petals. A finely formed bud opening into a full, well-shaped flower of delicate construction and colouring. Very good for cutting as it keeps for a long time, and is a most persistent bloomer during the Summer. One of the best Teas for a Rose garden.

LA FRANCE; a Rose that was very popular a dozen years ago. Its flower is of a peculiar, silvery pink colour, and when the bud opens the outside petals fall over, leaving a bud-like heart. It has much character and is a good bloomer, but is bothered by insects and the buds are apt to be mildewed unless the garden is situated in a very dry place. A good companion to Kaiserin Augusta.

CLOTHILDE SOUPERT (*Polyantha*); described in previous chapter; a most free-blooming, interesting variety.

GRUSS AN TEPLITZ; a little red Rose that blooms freely all Summer, but is borne on such



Roses on a Brick Wall.

weak stems that it is quite worthless to cut; and it fades soon after placing in water. It is quite effective if planted in quantities as a bedding Rose, for its freedom of bloom can be relied upon to supply colour to the garden throughout the Summer.

BESSIE BROWN; a white Rose, large and with a well-formed effective flower. A vigorous grower and blooms abundantly. This, like Killarney, is one of Dickson & Sons' Roses, and they are both desirable for the Rose garden.

Following is an additional list of Monthly Roses that are not as sure blooming as those mentioned above; but all will give much delight to the grower if he has room to use them. It is impossible to give a list of Roses that are sure to succeed with everybody. Some will bloom bountifully for one person, and not at all for the next. The best way is to find out from experience what Roses will do well in your garden, and to make much of these. The soil, the location, the slight variation of climate or temperature, the exposure, all enter into consideration when cultivating this most fickle plant.

TEAS AND HYBRID TEAS

ANTOINE RIVOIRE; flesh coloured.

AUGUSTINE GUINOISSEAU; white.

DUCHESS OF ALBANY; pink, sport of La France.

METEOR; red.

BALDWIN; carmine.

ADMIRAL DEWEY; pink.

BELLE SIEBRECHT; rich pink.

BOURBONS

APOLLINE; pink.

CHAMPION OF THE WORLD; light pink.

HERMOSA; rose.

MRS. DE GRAW; pink.

SOUVENIR DE MALMAISON; blush white. One of the oldest Roses grown; vigorous.

POLYANTHAS

MOSELLA; white.

PAQUERETTE; white.

CECILLE BRUNNER; salmon.

If you have a Rose garden, or a few Rose beds, there are many Remontant Roses that should be grown as well as the Ever-blooming varieties.

Nearly all of them are good, and some have particular qualities to recommend them which the grower will not be slow to appreciate. Half the space at least should be given over to the Hardy Perpetuals, for although their blooming season is comparatively short it is an eventful one, and to many people these Roses are the crowning glory of June. To have a country place and not to be able to revel in Roses is very much like inheriting a fortune, and dying of starvation. The list that follows includes most of the perpetuals that are worth growing:

ALFRED COLSOMB; crimson.

CAPTAIN HAYWARD; crimson.

CAPTAIN CHRISTY; (Tea, but used as a perpetual as it only blooms once); pink and white.

CLIO; light rose pink.

COMPTESSÉ CECILLE DE CHABRILLANT; deep pink.

FRANCOIS LEVET; cherry-red.

FRANCOIS MICHELON; carmine.

GLOIRE LYONNAISE (like a Tea Rose in form and perfume); yellowish white.

HEINRICH SCHULTHEIS; pinkish-rose.

HELEN KELLER; cherry-red.

JOHN HOPPER; rose.

LADY HELEN STEWART; scarlet.

LA REINE; rose.

MABEL MORRISON; white, tinged with pink;
odourless.

S. M. RODOCANACHI; light pink.

MADAME GABRIEL LUIZET; pink.

MARCHIONESS OF LONDONDERRY; white.

MARGARET DICKSON; white.

MARGUERITE DE ST. AMANDE; rose.

MARSHALL P. WILDER; cherry-red.

MRS. R. G. SHARMAN CRAWFORD; pink.

OSKAR CORDEL; carmine.

PAUL'S EARLY BLUSH; light blush pink.

PIERRE NOTTING; maroon.

REV. ALAN CHEALES; lake.

VICK'S CAPRICE; pink.

SOLEIL D'OR; yellow.

FRAU KARL DRUSCHKI; whitest of all; a most
exquisite Rose.

BARONESS ROTHSCHILD; pink; odourless.

MME. N. LEVAVASSEUR; Baby Crimson Rambler;
odourless.

Climbing Roses if they are well placed are a great addition to the grounds; but as they are just as susceptible to disease and to insects as the other Roses, and the positions in which they are used are generally conspicuous ones, they should be carefully looked after or they will prove to be eyesores rather than ornaments. Their inaccessibility makes them hard to reach with the spray and duster, and often they are allowed to take care of themselves, with the result that by the middle of June they look as if a sirocco of the desert had breathed upon them and withered them up. When trained against the walls of a building, or in the shelter of a porch, they seem to be more unhealthy than anywhere else; the larvæ of the insects and their eggs are more effectively protected than the vines. If you have Roses on the house cut them back frequently, so that you can reach them without too much toil or trouble.

Unless the garden is a large one it would be better not to have a Rose arbour in it; keep this for the Rose garden where it will look more appropriate. If your garden is fenced in, however, train a few Roses over the pickets; a Crimson Rambler perhaps, be-

cause it is the fashion, but surely a Dorothy Perkins, a hybrid Wichuriana bearing a double pink blossom of good size. It grows very rapidly and its foliage is tough and clean and of a dark green colour. Let the Rambler climb on one of the posts, and prune it so that it will make a good head; or train it over the arch at the entrance to the garden. On another post have a Dawson, a vigorous, climbing white Rose that is hard to restrain; lead it along the pickets of the fence and let it drop over on the other side, out of sight of the garden. Do not cover up the pickets entirely, for they have their place in the general plan and should not be hidden. If there are brick piers in the four corners of the garden put a Crimson Rambler on one and let it fall lightly over the hedge, or run along the top of it. On another put a Dorothy Perkins, and on a third you might train Baltimore Belle or Prairie Queen, very quick-growing Roses that were much used in the old gardens, and that bear Rose-coloured, or white double flowers of a rather old-fashioned mien. These were bred from the Prairie Rose (*Rosa setegira*) and are about the only Roses of American origin that we have, not very brilliant



Dawson Rose on a Pear Tree.

examples to be sure, but valuable on account of their associations. They were introduced about the year 1830. They are very hardy and vigorous and should be pruned into shape, or else they will sprawl over everything within reach in an awkward manner.

A good place for a Crimson Rambler is in an old Cedar tree, where it will show to good advantage when in bloom and may be forgotten afterwards; there is nothing particularly beautiful in its habits. This Rose has been used so much that it is becoming tiresome. It is certainly very handsome when in flower, but the blossoms have no perfume, and its clusters have an artificial look like those made of linen which one sees in a woman's hat. Its lack of fragrance is a great drawback, for if we expect a thorn with every Rose we certainly expect a delightful perfume also. It is so gaudy that it is tropical in its effect, and if there are many Ramblers on a small place the grounds will look bare when the bloom has passed, just as the night seems darker after a flash of lightning. It is too brilliant for the flower garden as it outshines the other flowers and casts a sickly glow over the more

modest blooms. Grow it in the Rose garden if you will, or the kitchen garden, or somewhere that you will have to go around the corner to see it. The other Ramblers, Pink, White and Yellow, have never been so popular, probably because they have been dwarfed in brilliance by their more flashy sister, but they are less obtrusive and would be better to use in the garden.

If you have a Rose arbour, either in the garden or Rose garden, construct it as lightly as possible and make it inconspicuous. The vines will look better if they appear to support themselves and to form the arch involuntarily. For the posts use two-by-threes, and turn the arches with boards seven-eighths of an inch in thickness, made as light otherwise as will be consistent with strength. The pieces that are nailed on the sides and across the arches should be of the thickness of laths, and no more of them should be used than will be necessary to hold up the vines. Paint the posts green and the upper work white; or all white or all green if your taste will be better satisfied. Do not use Cedar poles and posts, or try to get a rustic effect, for that is most inconsistent. One does not find

Roses growing in the midst of a forest. Heavy pergolas with stone or brick columns, or in the Italian style, should not be used on small grounds or near a small garden; they detract from the interest of the Roses, and are clumsy and altogether inappropriate.

Good Roses for the arbour are: Evergreen Gem, a cross between Wichuriana and Mme. Hoste; a very fast grower with tough, sweet-scented foliage that is quite free from insects, with a double yellow flower changing to white, and perfectly hardy; Jersey Beauty (Wichuriana and Perle de Jardins), a single yellow Rose of equal vigour, with thick, shiny foliage; and Gardenia, a plant obtained from the same cross, bearing a cream-coloured blossom whose petals incurve and resemble the Cape Jessamine. These Roses are of comparatively recent introduction, but as far as I can find out they do not live up to their evergreen reputation, although they are very beautiful and doubly attractive on account of their healthy foliage, which is of the greatest importance in work of this sort.

Two Wichuriana Roses that may be added to

the above list are Manda's Triumph and Pink Roamer.

Do not cover the Rose arbour entirely with Roses. At one end plant a Trumpet Vine, but be sure that it is *Bignonia grandiflora* not *radicans*. The latter is the quick-growing sort that bears a poorly shaped trumpet blossom of a rather deep red colour, and does not compare with *grandiflora* whose bloom is borne in great graceful clusters, and is not only unusual in shape but of a most exquisite colour, orange-red, the ends of the trumpets orange. This vine comes into bloom in July shortly after the Roses are done blooming, and the flowers on the clusters open gradually; the bloom is continued profusely for three weeks. This is one of the most beautiful vines, and it may well be used on a pier or post in the flower garden, or trained over an arch.

On alternate posts of the arbour plant Honeysuckle, the ordinary Honeysuckle that grows so rampantly and bears so well its sweet-scented flowers throughout the season. It is absolutely hardy and may be depended upon to flourish and bloom when everything else fails. It will not in-



White Rambler on an Apple Tree.

terfere with the Roses if kept in hand, for they may be trained over it and on it and through it, and it will make a good background for them. Its leaves, which are almost evergreen and disappear for not more than three months in the year, will furnish the arbour luxuriantly throughout the season so that it will present an attractive appearance. Roses will come and blossom and depart but the Honeysuckles will go on forever, cheerful, sweet-scented, an eminently satisfactory possession.

On a small arbour do not use more than one Crimson Rambler, the other Roses should have places; Baltimore Belle and the Wichurianas.

The Clematis *Paniculata* should be used on a post or pillar. It dies down to the ground each year although sometimes a shoot will remain green through the Winter. Once started it grows rapidly and provides a good green; the climax of the vine is in late August, a time when climaxes are rare in the garden, and the afterbloom is attractive in its light, feathery sprays that are agitated by the slightest air and tremble like gossamers. Another Clematis that is good to train on the fence is Jackmanni; with a large purple blossom. It is a

little hard to establish but it is no trouble afterwards. Plant this by the white fence of the flower garden, or so that it may be trained up one of the posts.

English Ivy is rather delicate for this climate and will do well only against the south side of a wall, or on the ground where it may be readily protected in Winter. It is particularly effective against bricks. You may be able to find some variety of Ivy in the neighbourhood of your home, in some old yard or garden, some vine that has the characteristics of the English Ivy yet has become acclimatized and is hardy. Get cuttings of this and use them on your brick wall.

Do not use Boston Ivy (*Ampelopsis Veitchi*) in the country; it is a *boulevardier* among vines, and is at home only in the neighbourhood of asphalt and lamp-posts.

Virginia Creeper (*Ampelopsis Virginica*) is one of the best vines with which to cover an old stone wall, or to use on stone work of any kind; to grow over rocks and to cover the stumps of trees. It will turn brilliant red in September, on time to the minute each year, whether Jack Frost turns up or

not. One or two of these vines might be used on the garden fence. It may be transplanted with impunity from the woods any time of the year.

The best vine for the house is *Wistaria*; purple and white. In time it will grow to be part of the house and its gnarled, tree-like trunk is most picturesque with its arms stretched about the walls in a loving embrace. Train it in the way that it should go, and keep it away from windows and doors. It is a good vine for the porch. The purple is the better, for the white is too intense, too funereal, with its drooping clusters weeping with exactness from the canopy of leaves. This vine is a little too heavy for a small garden unless there should be an old wall in it, along which it might be trained with good effect.

The best vines to use in the flower garden on piers, arches, posts or fences, are:

ROSES

DOROTHY PERKINS	QUEEN OF THE PRAIRIES
DAWSON	BALTIMORE BELLE
EVERGREEN GEM	GARDENIA
CRIMSON RAMBLER	

OTHER VINES

BIGNONIA GRANDIFLORA CLEMATIS PANICULATA
 VIRGINIA CREEPER CLEMATIS JACKMANNI
 COMMON HONEYSUCKLE

Local variety of ENGLISH IVY on brick piers or wall.

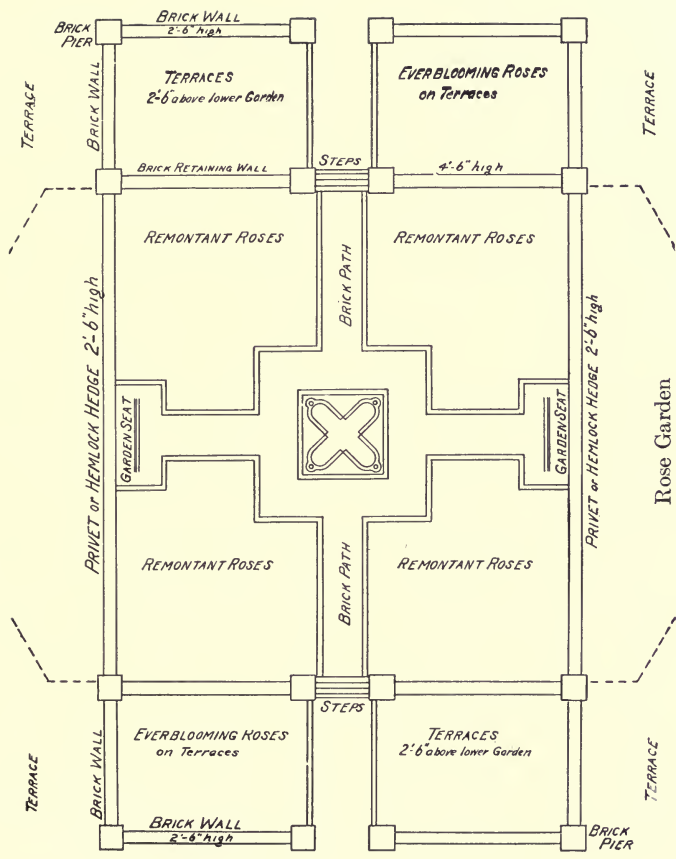
FOR THE ROSE ARBOUR

BALTIMORE BELLE DAWSON
 QUEEN OF THE PRAIRIES WICHURIANA HYBRIDS
 CRIMSON RAMBLER BIGNONIA GRANDIFLORA
 HONEYSUCKLE

FOR THE HOUSE

WISTARIAS Variety of ENGLISH IVY

Roses grown as standards are of very formal appearance and should be used only in large, formal arrangements. On small grounds they present a serio-comic appearance that is generally pathetic. They may be placed in the Rose garden, however, for there they will not be so conspicuous and their stiff ungracefulness will be neutralized by the other Roses. They are very disappointing and hard to



grow, and they are quite expensive, so that all things considered the beginner would do well to forego the doubtful pleasure of seeing them in his garden.

In England Roses are used for hedges; but in the northern parts of the United States they are rarely planted for this purpose. So-called hedges have been made of Crimson Rambler, but as its chief beauty is in blooming time and its appearance in other seasons is not tempting, few people have undertaken the task of raising it in this form. On some large estates where there is a skilled gardener it might be tried for a sensational effect.

A very good hedge may be made of *Rosa Rugosa*, which might be planted along the path leading to the Rose garden; in fact in such a position it would be very appropriate. It should be kept low and pruned carefully to encourage the bottom growth, for the chief beauty in a hedge is its wall-like effect, and unless this is obtained it is more or less of a failure.

Roses look better with some sort of background, and the best setting for them is evergreen trees. In England Yew and Holly are used, and the Roses

allowed to clamber up into the branches and festoon themselves against the dark foliage. In this country, Arbor Vitæ, Hemlock and Spruce are the best trees for the purpose and they afford a good wind-break. It would be well to use Pin Oak in combination with them, and not to plant too many Norway Spruces as they are extremely heavy and coarse. Arbor Vitæ *occidentalis* and *pyramidalis* will give the best effect.

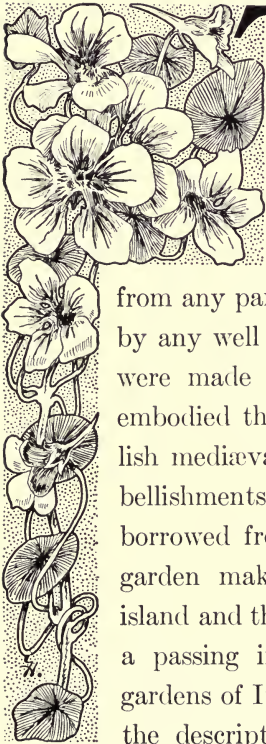
On page 261 there is a plan of a Rose garden. It is enclosed by a Privet hedge, and a ribbon parterre has been introduced into it for the sake of a little variety. This is formed by Box edging, although turf may be used instead. Turf is a bother to keep nicely trimmed and it will get shabby. The idea is to use the bed for bulbs in the Spring,—Hyacinths, or Narcissi or Tulips,—when a little colour in the Rose garden is not unwelcome. When these have ripened they should be removed and some flowering plants put in instead. Snapdragon is very good for this purpose as it blooms well through the Summer and its foliage is graceful and a good green. If the idea of this ribbon bed is not fancied, a square or round one may be used in its place and

Roses planted in it; some small Rose like Clothilde Soupert or Gruss an Teplitz. The garden as planned has a terrace at each end; but these may be eliminated and the beds laid out on the same level as the main garden. The terraces should be planted with ever-blooming Roses.



CHAPTER XIII

FILLING IN WITH COLOURS



THE gardens of England, from which the Colonial gardens of America drew their inspiration and character, were evolved gradually and not copied

from any particular pattern or dominated by any well defined school. Those that were made in the seventeenth century embodied the principal features of English mediæval gardens, although the embellishments of statues and figures were borrowed from Italy. The traditions of garden making were indigenous to the island and the florid Italian style was only a passing influence. The Renaissance gardens of Italy were closely copied from the descriptions of the ancient writers,

and in them the use of pleached trees and shrubs was carried to extremes, as it was in the time of Pliny the Younger, when there was more excuse, for cultivated flowers were rare.

In England, in the seventeenth century, gardens became more important than they had ever been before and enormous sums of money were expended on their design and upkeep. The Italian fad was overdone in many instances, as most fads are, and when finally it died many of the inappropriate innovations were eradicated and only the most substantial and worthy retained. These were the terraces, the balustrades, the flights of steps and the fantastically clipped trees, which in time became identified with features that were developed from the mediæval closes, such as the walls, the marking out by definite boundaries, the green walks, the alleys, the covered paths and knottes of flowers, the labyrinths, the mazes, fountains, etc., that are familiar sights in the English gardens of to-day.

The most striking thing about the English garden is its substantialness, its obliviousness to the march of Time. Fads of garden-making have come


and gone, schools of designing have arisen, flourished and fallen, great masters of the art have become famous and been forgotten, yet gathering a little of the best from every influence and ascendancy it has grown and bloomed serenely, secure in the fastnesses of its own most excellent traditions. One generation has planted a walk with Yews; another has built in a stairway or a wall, and still another, moved by the magnificence and grandeur of Le Nôtre has diverted a river from its course and led it through a parterre of flowers to frolic in a fountain; and all these inspirations have been absorbed and blended into an harmonious whole to which Time has only added perfection.

At one period the English garden was laid out on an enormous scale, often containing gardens within gardens; a park-like enclosure for flowers was considered necessary to uphold the dignity of a great house or castle. Although Le Nôtre is not known ever to have been in England, his teachings were for a time closely followed in the island across the channel; yet it is a fact, as Bloomfield* points

* Reginald Bloomfield, M. A., F. S. A.: "The Formal Garden in England."

out, that the formal garden of England did not need great space to be beautiful and effective. The lower garden of Haddon Hall is but a hundred and twenty feet square; the old walled-in garden at Brickwall, in Sussex, is two hundred feet by a hundred and sixty feet; the garden at Edzall Castle is but a hundred and seventy-five feet long by a hundred and thirty-five feet wide, and there is a beautiful garden at Stobhall, in Scotland, that covers only half an acre. The beauty of these gardens lies in the way they are planted, in the character and colours of the flowers that are used. They are carefully planned and the arrangement is carried out under the supervision of the proprietors, who would as soon think of leaving such an important function wholly to the gardener as they would of entrusting the hanging of their Gainsboroughs and Lelys to the cook. The garden is considered to be one of the most important parts of the house, and it expresses the thoughts and sentiments of the master or mistress whose affectionate care and devotion are ungrudgingly lavished upon it.

The best and most lasting effects that will not




In the Garden; Mt. Vernon.

grow stale and become tiresome to the eye are generally obtained with comparatively few flowers. In England certain varieties are identified with certain gardens, and the traditions have been kept up for generations. Plants that do well in the natural soil and under normal climatic conditions are invariably chosen and developed to perfection. The natural temptation that comes to most gardeners to plant every flower that has an attraction, or that is new and pleasing to the eye is restrained, and only those that have paramount attractions and the plainest meanings are encouraged to grow. In the garden at Brickwall the flower and colour effect is got with Daisies, Lavender, Phlox, Poppies, Sweet William, white Mallow and Rudbeckia, yet the beds are not only interesting but brilliant enough to satisfy the most enthusiastic colourist. An analysis of the flower border of the old walled kitchen garden at Blyborough reveals Hollyhocks, for which the garden has long been famous, Phlox, Summer Daisies and a variety of Michaelmas Daisy; a rather simple collection yet one that is satisfying and beautiful. The forms and colours are intelligently and carefully combined and much

thought is given to their mixing. White Lilies, yellow Monkshood and delicate pink Phlox is the keynote of another garden; and purple and white Campanula of still another. At Ramscliff, Larkspurs of various heights and shades with Campanula and Pyrethrum form one of the principal themes, superseded later on by Orange Lilies and Monkshood. This latter combination seems to be a favourite in English gardens where Monkshood grows better than it does here; its poisonous quality, however, is a drawback which many people will not overlook. At Kellie Castle, Hollyhocks and Poppies run riot, the rather poorly furnished stalks of Althea being hidden by the delicate flowers of its companions. At Cleeve Prior, Dahlias, Sunflowers and Autumn Daisies, with Lavender, Michaelmas Daisies and sweet Herbs form an attractive September group. In all these gardens hardy herbaceous plants form the basis of the planting.

The English gardens are so well enclosed by hedges and screens and arches of Yew and Holly that the character of each flower and its colour is vividly brought out against their sombre yet




Yew Buttresses; Arley.

sparkling background. The effect obtained is so satisfactory that if one pays any attention to the subject at all, the fact stands out prominently that a good background should be supplied for flowers if the best results are desired; a background of hedges, or brick walls, and a setting of trees that will form a frame, or second enclosure, and will serve the double duty of warding off or breaking the force of inhospitable winds.

In the famous garden of Levens, in Westmoreland, which was laid out about the year 1700 by a Frenchman named Beaumont, in a Dutch style, and which has since become absorbed by its surroundings and Anglicized, many strangely cut forms of Yew and Box that resemble chessmen, or the wide-petticoated figures of a Noah's ark were used together with solid blocks of Yews with rounded roofs and mushroom finials, and arched recesses forming arbours. Miss Jekyl says that this effect might be supposed to be puerile, but that such is far from the case. The square-clipped trees offer facets to the light which plays upon them with infinite variety, and the weird, stiff forms accent and differentiate the many good hardy perennials with

which the garden abounds. The borders in the Rose division are planted with white Pinks that make an attractive, feathery fringe for the delicately tinted Roses, a most excellent use for this charming and persistent little plant. The garden at Arley is alcoved with the gracefully curved Yew buttresses of a massive Yew wall, that terminate in steeple-shaped finials. In these alcoves are planted Larkspur, white and Orange Lilies, Pyrethrum, Poppies and Snapdragon.

A small garden should be so planted that every part of it will be interesting from the beginning of Spring until the first frosts of Autumn, and so constituted that when considered in its entirety it will present a well balanced and colourful appearance, showing no gaps in the greenery nor queer freaks of colour among the blooms. Every plant should have sufficient room to develop, and should be so placed that as it approaches the time of its maturity it will smoothly glide into its allotted position in the garden picture. The slowly developing foliage of the late-blooming plants should be utilized as a background for the earlier varieties, so that one set of bloom may gradually take the place of




Yew Alcoves.

another, and neither will be regretted among the kaleidoscopic changes of the months. As the flowers of the early, low-growing sorts fade and wither something must be ready to take up the burden of bloom; and the spent plant, if it has a tendency to shabbiness, should be screened and shielded by its nearest neighbours. Thus will the ground be hidden from early May, and the symmetry and balance of the garden, both in regard to colour and shape, be preserved throughout the season. The luxuriance and wildness of growth should become intensified day by day until the climax is realized in a glorious abandon of Phlox and Lily and Dahlia, as August wanes.

No colour schemes should be followed in a garden of this size, for they are delusive and unsatisfactory; and there should be no violent contrasts, no exotic shapes introduced with which to obtain brilliant effects. A few flowers will supply all the colour and character that are needed, and will be inexpensive to establish; once started the care and labour required will be small.

Although a flower garden should be given over in the main to flowers, it is a good plan to plant

in it a few small trees or shrubs with which to break the monotony of the Winter bareness of the beds. Lilacs should be placed where you will see them every day, where their influence may be exerted and their companionship enjoyed. Two white Lilacs planted on opposite sides of the garden end will, in the course of a little time, grow into picturesque trees and become features of the enclosure. A Laburnum might be placed near a path over which it will bend gracefully and nod its yellow clusters; it is a tree that has a great deal of garden character and colour. The Flowering Almond, pink or white, was found in the very oldest New England yards; it is a typical New England garden shrub that has associations with the early days of Massachusetts Colony and Providence Plantations. An Almond should be placed in a corner near a path, where the miniature blossoms may be seen and examined. It blooms early when there is very little colour in the garden and is always a welcome sight. A good specimen of *Rosa Rugosa* might also be placed in one of the beds, well in from the path, where its fresh green foliage will have a good chance to show off some of



The Yew Garden; Arley.

the other flowers; use the red variety and prune it back a little to keep it in bloom. *Rugosa* blooms in early May when rose flowers are a rarity. One of the large bush Roses such as Mme. Plantier or York and Lancaster might be established in a slightly secluded corner, and room left to plant other things around it to hide its bloomless and very often shabby form later in the season. Tartarian Honeysuckle looks well in the garden, and it is almost evergreen. It is one of the characteristic shrubs of Westchester County (N. Y.) yards. In all not more than four or five specimens of trees and shrubs should be set out, and these merely for company's sake; their presence is not necessary to the success of the Summer garden.

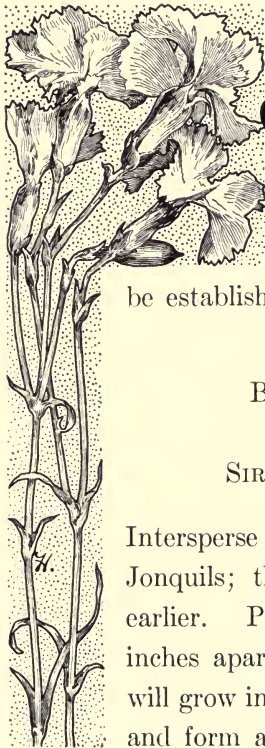
In the central bed, whether it be round or square, put an old Box if it is possible to obtain one; if not, a nursery grown tree will have to do; but under no circumstances use a standard or one of pyramidal form. *Buxus sempervirens* is the best variety for this position, but *B. arborescens* grows more rapidly and to a greater height, although it does not show as much real Box character or colour, nor is it strongly odoriferous. If a sundial is used

in this position instead of a Box, the bed should be turfed over, rounded up a little and made into a sort of mound. Do not place a sundial in a flower bed, for the flowers will be trampled down and destroyed by people trying to reach it, and it will also have the appearance of a useless garden ornament, which should not find a place in a garden of this sort.



CHAPTER XIV

THE BEST PERENNIALS FOR THE GARDEN



JUST inside the edging of the principal beds of the flower garden, shown in the plan on pages 364 and 365, Narcissi of the following varieties should be established:

EMPEROR
BICOLOUR EMPRESS
GOLDEN SPUR
SIR WATKIN VON SION

Intersperse among the Narcissi a few Jonquils; they come into bloom a little earlier. Plant the large bulbs four inches apart, the small ones one; they will grow into each other in a year or so and form a permanent, supplementary

border. When the bulbs have ripened the leaves will begin to fade, and should then be cut off; but if removed earlier the bulbs will suffer. In the round bed use *Narcissus poeticus* and *poeticus ornatus* in the same way. The two are identical in shape and colour, but one variety comes into bloom much earlier than the other. In the Fall, when the garden has been cleaned up and all the transplanting done, plant in the main beds a few clumps of Gesneriana, Blushing Bride and Bouton D'Or Tulips, which may be left like the Narcissi. These Tulips flower towards the end of May and are extremely beautiful, the immense cups being borne on very long stems. Gesneriana is rich red in colour, with a dark blue or purple base, and is the progenitor of all the May Flowering, or Cottage Garden Tulips. Blushing Bride is pink, shaded with white, and Bouton D'Or yellow. These Tulips and the Bizarres and Bybloems are really the only ones worth bothering about in the garden, and a few of them will give more pleasure than thousands of the double or early flowering sorts, which have to be renewed every year.

The round bed and path compose the Court of



Garden Path with Sundial.

Honour of the garden, and there should be placed some of the old-fashioned flowers or those that sentiment and superstition have made endearing. At the four corners of the path that enter the Court Peonies should be planted. They are older than gardens and were the mainstay of many a blooming New England yard. And Roses; plant there the Cabbage and the Damask Roses, or the Musk Rose that exhales its perfume on the evening air. Cinnamon and June Roses are good garlands for the Court of Honour. Peonies and Roses should not be far separated in the new garden, for in the old they went hand in hand, blooming fragrantly in June. The old double Peonies are the best, the rose-red, the pink or white. Not that the new Japanese single and semi-double varieties are not beautiful; they are, but somehow they do not look like the Peonies one has been used to for so long. Peonies should be moved in the Fall and you must not expect much from the following Spring's bloom, if it comes at all. They can be established and will bloom in the shade. The foliage is very clean and free from insects and blight, and aside from all sentiment the Peony is a refreshing ornament to the garden.

In the Court of Honour Bleeding Heart (*Dicentra dielytra*) should be given a prominent position, for although it is not so very old the gardens of our daddies knew it. It is the Chinese for Dutchman's Breeches, the little plant that carpets the woods in May with which we are all familiar; it was introduced into English gardens in 1846 and spread rapidly. Here Violets may be planted (*Viola odorata*), or cheerful clumps of Pansies; and Lady Slipper, Marigold, Lemon Verbena and Rose Geranium. It is a good place, too, for Snowdrops, Scilla, Dog Tooth Violet and Forget-me-not, which may be placed on the garden side of the circular path and will not interfere with the general planting.

Around the Box in the circular bed establish Larkspur, which will be well shown against the dark green foliage. The rest of the bed may be given over to Pansies and White Lily (*Lilium candidum*). The matted foliage and bright flowers of the Heartsease will make a good carpet for the long-stemmed Lilies; and if the bloom is kept well picked it will last into late Summer. A few clumps of white and pink Phlox should also be placed in



Phlox of all Colours in the Garden; July.

this bed to keep it in colour until frost. Pinch back the Phlox so that it will be late coming into flower. In this bed a few annuals may be introduced later in the season to take the place of the waning blooms: Zinnias or Marigolds or Stocks.

Below are given the most important hardy herbaceous plants and bulbs, and their best colours for use in the garden, with descriptions of each and suggestions for cultivating and planting.

For the benefit of greedy and insatiable gardeners another list of perennials, and some good annuals, may be found in the following chapter.

PEONIES; pink, white, rose-red.

GERMAN IRIS; purple and deep yellow or golden.

JAPANESE IRIS; all the colours are desirable.

DIGITALIS (*Foxglove*); purple, white.

DIANTHUS BARBATUS (*Sweet William*); single, double and auricula flowered; all colours.

DELPHINIUM (*Larkspur*); *formosum*, *elatum*, English hybrids.

HOLLYHOCK; single and semi-double; all colours.

PHLOX; all colours but purple-red.

DAHLIAS; show and cactus.

LILIES; *L. candidum*, *L. Philadelphicum*; *L. umbellatum*; *L. Canadense*; *L. tigrinum* *L. auratum*.

CAMPANULA (*Canterbury Bell*); *rotundifolia*; *pyramidalis*.

HEMEROCALLIS (*Day Lily*); *flava*; *fulva*.

FUNKIA; *Grandiflora*; *G. alba*.

GERMAN IRIS blooms in May, a full month earlier than the Japanese, and although the range of colour is not very varied, the plant is valuable on account of its hardiness, the peculiar light grey-green of its large, strong leaves, and the character of the blossom which is very much like the Flower de Luce of the gardens past and gone. Get good clumps of this Flag in the nursery, and in a year or so you will be able to divide them with a sharp spade and replant them. The bulbs are most hardy, immortal would be a good name for them, and will grow almost on top of the ground; in fact it is the habit of a clump to force itself up and cleave asunder, so that it has the appearance of being split open and hollow in the middle; for this reason it should be frequently divided and reset. The growth



German Iris in the Garden.

starts very early in the Spring, and in the warm spells of Midwinter the shoots will begin growing. The roots may be moved at any time of the year without the slightest risk. Plant German Iris in clumps along the edges of the beds, alternating it with Japanese Iris; or a border might be made along both sides of a path for ten or twelve feet or so, say one of the paths leading from the Circus. The best colours are Florentina, white and early; Chereau, white; Pallida Speciosa, lavender; Auralia, purple; Vesta, deep yellow with maroon falls. The flower is quite stocky and less ethereal than most Flags. This plant will flourish in any soil and is one of the very few that will bloom in the oppressive grime and soot of the London atmosphere.

Whatever beauty the German Iris possesses fades into pale insignificance beside the stately IRIS OF JAPAN (*Iris Kaempferi*). The self-coloured flowers of this Flag are like Orchids, more beautiful than Orchids for they lack the painted, artificial appearance of the most familiar air plants. They are borne on long stems reaching, under good conditions, the height of five feet or more, and blossom the last week in June or the first week in July.

All the varieties, except the mottled and double ones, are good and the colours range through many shades of blue to plum colour, purple and white. These Flags flourish in almost any soil, but should be well drained, except in the growing season when a large amount of moisture will increase the size and brilliance of the flowers; in fact much wetting is necessary for a month before they come into bloom. The best clump that I ever saw was located in the kitchen garden, a little downhill from the tap which was frequently opened in a dry June, and the overflow or waste was continually wetting and cooling the roots, yet did not settle around them as the incline of the ground carried it off. The flower stalks were over five and a half feet high, and the flowers nearly nine inches across. An ideal place for this Iris is on the banks of a pond, or the edge of damp, swampy land where it may cool its toes in the water yet not be incessantly soaked. It needs sun and warmth and will not do well in the shade. Plant clumps of *Iris Kaempferi* at intervals of seven feet along the paths in the garden, and even in the narrow bed by the hedge where you will have to irrigate them fre-

quently, but where they will be worth the trouble. When this Iris is in bloom the garden presents the most fairy-like picture. The beautiful delicate flowers are borne so high and turn so lightly from



White Japan Iris

the slender stems that they seem to rise from the sheaves of drooping leaves like coloured bubbles; the effect in the moonlight is mystical. When the scene is set for *Kaempferi's* appearance the Phlox clumps are about two feet high and the ground is quite hidden by them and the Funkias and Hemer-

ocallis; Foxglove and Sweet William are just past their climaxes; the Nasturtium is resting from the first efforts of blooming, and its light-green stems are beginning to trail over the dark-green hedge; there is a slight slackening of all bloom when the beautiful Flags have the centre of the stage. The other plants are a little awed; there is not much to distract one's attention from the entrance of the leading ladies. Softly they unfold into flower, one by one; first the white, then the purple, then the blue, until the *mise en scène* is complete. They disappear just as gradually, just as softly, and the lance-like leaves quiver in the faint Summer zephyrs as their beautiful offspring fade and wither and fall. The curtain is only down a moment, to be raised on the fast quickening glories of Rudbeckia and Phlox. If I were going on a journey in the Summer time, to the fairest, freshest, coolest land under the sun, I would postpone my setting out until after *Iris Kaempferi* had bloomed. Never plant these beautiful flowers in masses; they are not only too magnificent in colour and form for such a purpose, but in a small garden the bed would be uninteresting for most of the Summer. They should

be near the path where one may enjoy their intimacy. Japanese Iris does not bloom freely the first year after transplanting, and should be moved in October.

FOXGLOVE and SWEET WILLIAM are frequently used together. Foxglove is not really a perennial but it generally sows itself and so is considered as one. You should not depend upon this, but sow seed in June in the kitchen garden, and transplant some of the seedlings in the Fall to the flower garden and some to a cold frame, where you can winter them and bring them along early in the Spring. When you set them out in the garden the plants will be large and vigorous and will bloom early. You might have a border of Sweet William in the kitchen garden where it will perpetuate itself without any worry on your part, and draft plants from it to the flower garden each Spring. If you do not wish to do this sow seed in drills in July, and transplant to beds in the kitchen garden the end of September, where they may be covered up for the Winter. Foxglove does well in the shade, but it may be planted in the sun with equal success. Do not use any of the fancy colours, the old purple

and the white are the best. The colour range of Sweet William is wide; the dark reds are particularly fine and there are whites, pinks and a general variety.

LARKSPUR is a favourite in English gardens; it is used in combination with many plants, such as Lilies, White Daisies and Yellow Pyrethrum, Monks-hood, Snapdragon and Phlox. It is also grown in clumps among the pleached trees, or against a Yew hedge where perhaps it is more effective than anywhere else. In the common sense garden it might be grown in front of a brick retaining wall, using *elatum*, *formosum* and some of the brilliant English hybrids; with *Campanula rotundifolia* and *pyramidalis* in front and *Lilium candidum*, *L. superbum*, *L. umbellatum*, *L. tigrinum* scattered through the bed; or in bunches against *Rosa Rugosa* or Box, as in the round bed. It is raised from seed in July and it is safer to winter it over in the cold frame, although it will grow in the open ground if the young plants are well top-dressed. The improved English Delphiniums grown from seeds of Kelway's named sorts are exquisite, and should be in every collection.

The single and semi-double HOLLYHOCKS are easily grown from seed, and blossom the second season. They should be planted in clumps of from five to seven, and used through the main beds of the garden, among the Phlox, etc., for the tall flower spikes will rise above the other plants and the lower parts of the stalks, which are apt to become bare about blooming time, will be hidden. Save the seeds of the best colours, for they will be more reliable than any that you buy. I never could see any attraction in the Allegheny Hollyhock with its tight, ungraceful rosettes; it does not compare, either in form or colour, to the single. Hollyhocks look well in clumps of two or three in a row in front of a brick or stone wall; or large clumps at the bottom of a flight of steps. If your plants are bothered by red spiders spray the under side of the leaves with soapy water, and continue the spraying during hot weather. If the blight affects any of your plants they should be destroyed; but to prevent it spray the plants as soon as they begin to grow in the Spring with water in which soap and flowers of sulphur have been dissolved. Transplant Hollyhocks to the garden very early in the

season on a rainy day; and if the sun should come out strong it would be better to protect them.

PHLOX is one of the most useful as well as the most beautiful of hardy plants. It has many qualities to recommend it besides its hardiness; it is easy to grow from seed; it multiplies rapidly; its growth is rampant and it is free from most insects and blights. All these qualities are crowned by its free blooming proclivities and the length of its flowering season. In the old gardens of the last century two colours were to be found, white and the homely purple-red which so detracts from the beauty of other blossoms; but of late years new colours of the softest yet most dazzling brilliancy have been introduced by growers who have made this plant their specialty. It is found in many shades of pink and light lavender; white, and white with a red eye or a pink eye; red, scarlet, crimson, carmine. Large clumps of Phlox give brilliancy and colour to the garden from early July until October, an effect and brilliancy that can be obtained with no other plant. Some of the new shades have an exasperating way of "throwing back" to the original purple-red, and these flowers should be



Phlox and Funkia.

plucked and the plant labelled to take out in the Fall, for purple-red puts the whole garden out of tune. Although the blooming time of Phlox is long it may be lengthened by pinching back a few flower heads in each clump, and gathering some of the stalks when they have come into bloom. Blotches of different shades may be scattered through the garden. The colours of Phlox may be laid on with a lavish hand, for by the time the blooms appear there is not much else to clash with them. Plant many clumps of the white variety, Pearl, which is late and does not flower until the vigour of the pinks and reds has been spent; then it settles over the garden like a mantle of snow, suggesting coolness when the heat of August is at its height. Besides being scattered through the garden beds, clumps of Phlox should be placed along the paths between the Iris and Roses, to carry the colour through the enclosure.

Phlox is increased readily by dividing the roots, and this is better than raising it from seed as the colour of seedlings is uncertain. Large clumps should be broken up or their brilliancy will fade and very often revert to the original colour. Every

Fall the Phlox in the garden should be thoroughly overhauled and the purple clumps removed and new stock of good shades added. The variety, Miss Lingard, should not be used with the other Phloxes, as it is much earlier and its character quite different. The following list includes the colours with which the best results can be had:

ATHIS; salmon; very tall.

BACCHANTE; crimson, carmine eye; dwarf.

BERANGER; rosy white.

COQUELICOT; orange-scarlet.

COMET; rich crimson.

EUGENE DANZANVILLIERS; light lilac, white eye.

HENRY MURGER; pure white, rose centre; dwarf.

H. O. NIGER; pure white, crimson eye.

LA VAGUE; pink, red eye.

INSPECTOR EIPEL; pink, red eye.

MISS COOK; white, pink eye; early.

MOLIERE; salmon-rose.

MRS. DUNBAR; white, rose eye.

DEFIANCE; bright red.

MARGARET SLACK; bright pink.

PANTHEON; salmon.

SUNSHINE; salmon pink, rose eye.

CARON D'ACHE; cherry-red.

ROSALIE; white, blush centre.

SPRINGDALE; deep pink.

PEARL; pure white; very late.

BOULE DE FEU; bright red, dark-red centre.

JEANNE D 'ARC; white; late.

BRIDESMAID; white, crimson centre.

MATADOR; orange-scarlet.

When buying DAHLIAS be sure to get good, sound, field-grown roots, and not seedlings. Mice seem to have a particular liking for these plants and it is hard to bring up seedlings in the garden. You will have to use your judgment in planting Dahlias; put them where there is good space and distribute them in different parts of the beds to take the place of Hollyhocks and Delphiniums. Some of the Show Dahlias are very free blooming, much freer than the Cactus, and are useful for cutting. Plant a few of each sort in early June, but keep most of them back until about the first of July. The bloom will not be needed, and Dahlias do better and bear more flowers if started late in the season. Disbud them freely, for the strength of the stalk should go into only two or three flowers

on each stem; and cut away some of the lower branches so the growth of the upper ones will not be stunted. Dahlias need a great deal of water, and if the season is dry the hose should be freely requisitioned. Saturate the ground thoroughly, for the bulbs drink greedily; and spray the foliage.

LILY bulbs should be planted at the end of October or the first of November, except *candidum*, which should be put in the ground about the fifteenth of September as it makes a growth in the Fall. This Lily is somewhat fickle; it will do well in one garden under certain conditions, and very poorly in another where the soil, location and treatment are exactly the same. *L. superbum*, *L. Canadense*, *L. candidum* need not be planted at a greater depth than equals three times the height of the bulb, as they root only from their bases; but *L. Philadelphicum*, *L. umbellatum*, *L. tigrinum*, *L. speciosum*, *L. auratum*, *L. longiflorum* should be planted at least six inches deep, as they root also from the stems. Lilies begin to sprout very early in the Spring and may be injured by the late frosts if some protection is not given; they should be placed where the foliage of other plants will shelter



White Phlox in the Garden; August.

them. Lilies seem to do better in the shade, although many authorities differ on this subject. In England they are planted in the neighbourhood of trees and large shrubs, and it would be better to establish them in some part of the garden that is out of the sun for the better part of the day, under a high-branching tree or in the shadow of a shrub or some thick-growing plants. Cover the bulbs with a good top-dressing and remove it carefully in the Spring so the tender shoots will not be broken. The bulbs should not come into contact with manure, and should be fertilized from the surface with a rich mulch that must be kept soaked in dry weather. It is safer to set them in a handful of sand so that drainage will be provided, for Lily bulbs are very delicate and susceptible to rot, especially those that are constructed of scales. To keep down the mice, scatter "rat biskit" liberally on the surface of the bed among the young plants, for mice are very fond of the succulent green shoots.

To afford shelter for Lilies and to provide a good base of foliage for the long stems, Funkias may be planted in the bed near them. *Funkia grandiflora alba*, which bears a sweet-scented white blossom,

flowers in August and carries its broad, rich foliage unblighted until the end of Summer. *Funkia grandiflora* has the same foliage, with a blue flower that blossoms at the same time as *alba*, but is carried on a much longer stem. There is another *Funkia*, *caerulea*, that comes into flower the first of July, but it is not desirable to use with Lilies as the leaves turn rusty, and mildew as soon as the bloom is past.

Lilium candidum, is most effective grown in clumps, with Funkias or Japanese Iris around the outside of the clump. Group it in the main beds near a path; or if you have a good location with a tall hedge for a background it will be well shown off against it. The bulbs should be divided and reset every three years, and the best time to do this is just after the flowers have faded and not when the leaves and stalks begin to turn yellow later on. *Lilium Philadelphicum* is a lower growing Lily of a reddish colour that should be planted in the shade of some other plants, overhanging the edging. It blooms early and does not last very long, but it is hardy and easy to grow.

Lilium auratum, the large, showy Lily of Japan

seems to be very hard to bring into bloom successfully, but it makes such a grand exhibition that a few of the large-sized bulbs should be planted every year. Grow this Lily in clumps of three or four set rather formally around the circular path in the Court of Honour. The bulbs are very delicate and deteriorate quickly, so that only a very small proportion succeed. The best plan is to plant *Auratums* in pots in the Fall, and winter them in the cold frame, setting them out in the garden the end of May or the first of June. A dozen of these plants will give you flowers for eight or ten weeks, and they are as interesting in their way as the Japanese Iris. It is impossible to establish this Lily in the garden, for a clump will grow beautifully less for a year or so and then disappear. Good bulbs are expensive, but there is nothing to equal them in the Lily world.

Lilium umbellatum is very effective grown in front of tall Larkspurs or among *Campanula pyramidalis* or *rotundifolia*. It is used extensively in English gardens and is combined with Monks-hood, although one is pretty sure to find Delphiniums in its neighbourhood. Plant clumps of *Um-*

bellatum well in from the paths but do not have too much of it.

Lilium longiflorum is the white Japanese Lily that is better known under the name of Easter or Bermuda. It is perfectly hardy, but if you use *candidum* you might omit *longiflorum*, as you should not have too many white Lilies in the garden. *Lilium speciosum* var. *Melpomene* is a beautiful pink Lily that is easily grown. It blooms later than *longiflorum* and is good to succeed it, if you are particularly fond of Lilies. Plant two clumps in corners by the hedge, as it will look better with such a background and needs the shelter. *Lilium Canadense* is the yellowish Canadian Lily that belongs to the Martagon or Turncap family. The petals are the least turned back of any in the group, and the flowers are borne in clusters on the ends of gracefully drooping stems. It is perfectly hardy and may easily be established, but it is not as showy as the Lilies that have been described above.

Lilium tigrinum is the familiar Tiger Lily introduced from China over a hundred years ago. It blooms later than any of the Lilies, except some of the late Auratums, and is the chief attraction of



Campanula Pyramidalis.

the cottage yards in New York and New England in August and September, with its turned caps of orange-red, and black spots and stems. It is perfectly hardy and can be established without any trouble whatever. It is good to have in the garden on account of the lateness of its bloom, and should be planted amid *Hemerocallis fulva* and *flava* to hide the bareness of these plants when their flowers have past and their foliage is inclined to shabbiness.

Funkia grandiflora, and *G. alba*, are splendid in clumps at intervals of ten feet or so, or as a border along a hedgeless path leading to the garden or the kitchen garden. The foliage is a refreshing green all Summer and they bloom at a time when flowers are particularly desirable and interesting.


Campanula should be sown in early Spring in the cold frame and transplanted to another frame to winter. The variety *rotundifolia* may be used along the edges of the paths between the Roses and Iris or planted in front of *C. pyramidalis* which grows to a greater height and is very showy. *Pyramidalis* is good combined with Lilies, and a few clumps may be planted in the large beds among the Phloxes.

Hemerocallis flava is the lemon Day Lily which blooms profusely in June and should be planted in clumps at the corners of the beds or the foot of a flight of steps. *Hemerocallis fulva* is the orange Day Lily, a rampant grower, with larger and less attractive flowers than *flava*. Plant it in the large beds, two or four clumps balancing each other; its bloom is borne on long stems well above the other plants. It spreads very rapidly and should be kept from reaching out into the clumps of Phlox, Foxglove, etc., for a little of it goes a long way.

Rudbeckia, or Golden Glow, is not included in the above list for it is not necessary to use it, and it is of such weed-like growth that it is apt to spread over everything. Small clusters of it may be distributed through the Phlox in the large beds, but place them where the lower part of the stalks will be hidden, for the old leaves generally wither. It should be kept low by pinching off the leaf crowns, and although the individual flowers will not be improved by this method you will get the colour, which is all you need, and the plants will not grow to such a height that they will be broken off

and ruined by the wind, for although you may stake them it is impossible to keep the long stalks in a natural position, and staking should be avoided as much as possible. Keep *Rudbeckia* down to the height of five feet.

If you have to use stakes in the garden have them as small as possible, and painted green. The Dahlias will have to be staked, and the Larkspurs and *Campanula pyramidalis* probably; and some of the Phlox will grow so rampantly that it will need support. When you have made up your mind to do any staking, do not delay the operation any longer than necessary.

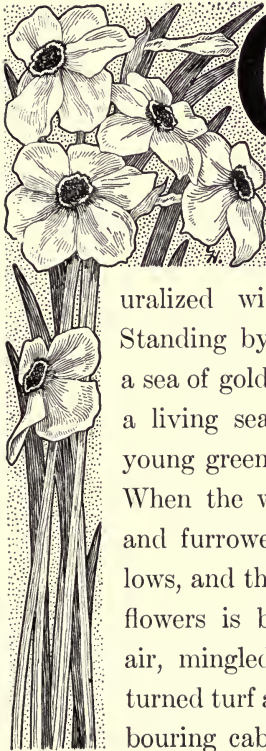


Narcissi in the Field.



CHAPTER XV


NATURALIZING



ON page 139 is the picture of an old Georgian mansion in Virginia. The field in the foreground, which is many acres in extent, has been thickly naturalized with Jonquils and Narcissi. Standing by the sundial in early Spring a sea of gold lies spread out at one's feet, a living sea that melts away into the young green of the neighbouring woods. When the wind blows the sea is ruffled and furrowed by the most graceful billows, and the faint water-lily scent of the flowers is borne in on the fresh Spring air, mingled with the odour of newly-turned turf and the smoke from the neighbouring cabins. The sight of a field of

Daffodils played upon by the wind is one never to be forgotten. The most tender symphony is produced without sound, as the tops and stems sway musically to the varying whims and inspirations of the breeze, bending now this way, now that, or fluttering uncertainly for a moment before renewing their rhythmic undulations. A faint accompanying murmur of the breeze from the budding trees adds to the almost imperceptible melody.

Narcissi are much more enjoyable and more beautiful when growing through the grass of a field than planted primly along the borders of the garden, where, to be sure, they are useful and mildly effective for a little colour, but where they present an ultra-formal appearance and suggest the backyards of a city where they can be grown equally well. Some spot may be found surely on a small place where they may be naturalized,—on the edge of the lawn, in a clearing in a grove; or where the garden ends and the long, natural grass of a meadow begins; on a bank or terrace or grassy knoll. If planted in the rough grass the bulbs ripen before the scythe has to be employed and they do not interfere with a crop of hay. They



Narcissi Naturalized along a Stream.

grow and multiply, especially in deep, loamy soils where there is a good deal of moisture in the Spring of the year. A very successful bed was naturalized by the author between the lawn and a thick clump of wild trees. A band of the bulbs about four and a half feet wide was planted, following the outline of the woodlet, which was composed of Oaks and Elms. The ground fell off a little toward the trees so the rain to a certain extent was carried away, but the soil was deep leaf-mould that had never been disturbed and is always quite damp except for a few weeks in Midsummer. The bed was a hundred and fifty feet long and was carried in a graceful line around a large rock about which a clump of old Cedars twined their gnarled roots, until it was lost to sight in the wild growth of a little glade. Emperor, Empress, Von Sion, Sir Watkin and Barri Conspicuous were used, and the different shades of yellow, primrose and orange-red, and the different characters of the heads of bloom added great interest and beauty to the effect. The bulbs were planted close together so that there was a dazzling and solid band of colour, and when they faded their places were taken by Cranesbill (wild

Geranium) which was supported by a background of Ferns that had begun to stray out of the dark depths of the woods towards the warmer shadows of the lawn.

The cheapest Narcissi to use are the medium trumpet varieties that may be obtained in mixture from a dollar and fifteen cents to a dollar and a half a hundred. But the gratification that one experiences from planting some of the named varieties of marked characteristics and colours is out of all proportion to the extra expenditure. The best Narcissi are:

BARRI CONSPICUUS; primrose, stained orange scarlet.

BICOLOR EMPRESS; white perianth, yellow trumpet.

EMPRESS; very large; rich golden yellow.

GOLDEN SPUR; large yellow trumpet, deep yellow petals.

INCOMPARABILIS CYNOSURE; sulphur petals and cup, stained with deep orange-red.

SIR WATKIN (Welsh Chalice Flower); very large; sulphur cup, orange petals.

PRINCEPS (Irish Daffodil); primrose and yellow.



Narcissi in the Grass.

SINGLE YELLOW JONQUIL, CAMPERNELLE JONQUIL, NARCISSUS POETICUS (the little white, starry flower with a pheasant's eye) can be established easily and increase very rapidly. *Poeticus* should be planted in a dry place, however, or it will not blossom. The best place to naturalize it is on a little knoll on the edge of a lawn or grove of trees, where it is well shown off. *Poeticus ornatus* is an improved *Poeticus* that blooms early, the first of May; the old variety blooms the last of the same month, the last of the Narcissi to appear. Jonquils may be naturalized in the half long grass, or in the company of *Poeticus* which it precedes in bloom by several weeks. All the Narcissi grow well in the shade. The small bulbs can be planted with a dibble, a sharp, pistol-shaped instrument with which holes are bored in the ground. The trowel will have to be used for the larger bulbs, to scoop out a cylinder of turf.


The white, sweet-scented, double Narcissus whose flower is something like a Gardenia, is worthless out of doors. One authority says that it must be planted in a dry position if you wish it to bloom; another, that it will not do well without moisture.

My experience has been that no matter where it is planted the bud will shrivel up just when it seems about to burst into flower. It is most fickle and it does not pay to bother with it.

The GESNERIANA TULIP can be naturalized successfully, and should be placed in clumps along the edge of a bank or near shrubbery, where it is not too dry. The flower is a beautiful red in colour and is borne on a long, straight stem. It is very decorative when cut. Like the Cottage Garden Tulips, Gesneriana is rather too formal and Dutch looking when used in rows in the garden.

CROCUSES are not of much value in the garden. They are very early, but that is their chief claim to favour. When they first appear our eyes have been flower-starved for so long that we welcome them with much pleasure and talk about their advent at the breakfast table. Crocuses should be placed in the lawn, or on the edge of the meadow, and will have to be renewed about every two or three years. One sometimes sees Crocuses blooming through a late snow, and when they are discovered in such a plight the effect is quite startling.

COLUMBINE is found in a natural state in poor



Crocus in the Grass.

soil, growing on rocks in the partly cleared woods, where it is shady. The native variety, red and yellow in colour, *Aquilegia Canadensis*, should be naturalized on rocky knolls on the edge of the lawn or in the woods.

LILIUM LONGIFLORUM naturalized in a glade near water, or where the sound of water may be heard, with ferns for companions, looks better than anywhere else. The lilies, except *candidum*, like shade and if you have no wood in which to establish them place a clump near some shrubs or by a group of trees.

The CYPRIPEDIUMS are Orchids and are the most beautiful of our wild flowers. *C. spectabile*, or Showy Lady Slipper, grows to the height of two feet and bears a rose-white flower. It can be grown in moist leaf-mould well shaded, and is beautiful naturalized in a damp wood. *C. pubescens*, Yellow Lady Slipper, and *C. candidum*, White, require the same treatment. *C. acaule*, or Moccasin Flower, should be planted where it will be well drained. The plant throws up two broad leaves from the base, and from between them grows a stalk a foot high that bears a purple-rose flower.

FOXGLOVE is easy to naturalize and is very effective grown in the woods or along woodland paths. I have had plants grow in the shadiest part of an Oak grove, from seed sifting through the garden sweepings that had been thrown there. Foxgloves sow themselves and increase rapidly, and can be so easily moved that clumps of them may be transplanted to any position desired. White is the most effective colour in the wood, and white with Gloxinia-like spots, which add greatly to the odd form of the flower. White and purple may be combined in groups, and as the purple grows to a greater height and forms strong, erect spikes, it is the best to use for the centre of the clumps. Foxglove is not only easy but cheap to naturalize, and the effect obtained with it is most striking as it is not particularly familiar in such connection and is one of the comparatively few plants that can be successfully grown and bloomed in the shade. Transplant Foxgloves in early Spring, and sow every season to keep a supply coming.

Many wild flowers may be grown on the edge of the lawn, and where there is a field in sight of the garden or yard it may be made attractive with



Foxgloves along a Woodland Path.

some of our native plants. The line between the semi-formal garden and the wild garden of fields and woods should not be too sharply drawn. One should melt gracefully into the other, like the mingling of the fountain's overflow with the brook. If your grounds possess any good natural features, such as a wood or glade, or knolls or rocks, let them alone; do not try to civilize them too much or decorate them with exotic plants and flowers.

Following is a list of hardy herbaceous plants that are of secondary importance in the garden on account of their medium size and less striking characteristics. They may be planted along the borders of the paths or in some place that has not filled out according to your expectations.

AQUILEGIA, or Columbine. One of the most satisfactory varieties to grow is *carulea*, the Rocky Mountain Blue Columbine. It is one of the easiest to raise and is perfectly hardy and persistent. Height, three feet. *Glandulosa vera* bears innumerable flowers of large size. Plant the seed in the Spring and transplant when three inches high.

Transplant again in the Fall to permanent position. It will bloom the second season.

COREOPSIS, *grandiflora*. Plant in the Spring and combine a number of seedlings into a clump which may be set out in the garden in early Fall. It will make quite a bush, but the yellow flowers should be kept well picked off if continuance of bloom is to be expected. Moves easily any time if taken up with a good ball.

CAMPANULA. Besides the varieties *pyramidalis* and *rotundifolia* the Medium Rose and White are good. These are biennials, blooming the second year and then dying down. Seed should be planted every Spring if you wish to keep a supply on hand. The Medium is the true Canterbury Bell and blooms in June and July. A good perennial Campanula is *persæcifolia grandiflora* and *p. g. alba*, blue and white respectively, with large flowers blooming in June and July. The Campanulas stay in blossom for some time and are altogether one of the most satisfactory perennials. Plant seed in the Spring and establish the plants in the garden in the Fall, covering them up well with top-dressing. Unless the plants are well grown it is safer to win-



Trumpet Narcissus.

ter them in the cold frame. Carpathian Harebell (*Campanula carpatica*) is a small graceful bell-flower of very attractive form and habit. *C. fragilis*, *C. turbinata* and *C. pumila* are also worthy of a place in the border if there is room. For the best bell-flower effect, however, *C. persæcifolia grandiflora alba*, *C. pyramidalis* and *C. medium* are the best to use. The two former bloom until quite late in the Summer, but *Medium*, which is a biennial, is over by the end of June.

Good perennial CORNFLOWERS are *macrocephala* and *candidissima*. Will do well in almost any soil and if started early will flower the first season.

A very good perennial that grows easily and blooms early in the spring is MYOSOTIS, or Forget-me-not. It likes a cool, moist soil and if rightly situated will bloom all Summer. The bloom should be kept well picked off. It may be started in August to bloom the next Spring and may be set out with Pansies in the border along the path. Good varieties are *alpestris*, *alpestris robusta grandiflora*, *alpestris Victoria*.

DIANTHUS *Heddewigii*, Japan Pink, is a most

attractive little flower of many colours, that blooms profusely and continues to bloom for some time if the flowers are well plucked. There is not much place for Pinks in the flower garden, unless along some border, but they are good in the kitchen garden. *Dianthus plumarius* is the old-fashioned May Pink, sweet scented, that might be placed in the Court of Honour. Grow them in Summer and transplant to the garden in early Spring.

SNAPDRAGON, *antirrhinum* is a very attractive perennial but a tender one; the colours are soft and of a good variety; the foliage a dark green and of extremely graceful habit. It will blossom the first year if sown early; but the best way is to sow it in July and winter the plants in the cold frame for they will not live in the open ground. They should be sown every year. If this plant is given good care and well fertilized the flower stalks and flowers will grow to an enormous size. It is very effective to cut as the graceful stalks droop over prettily in a vase or bowl. New York florists recognize its decorative qualities and force it for early Spring sale.

PYRETHRUMS are much used in English gardens



Poet's Narcissus.

in combination with Campanulas, Delphiniums and so forth, and make a good foreground for such plants. They grow much more luxuriantly in England however than they do with us, and it would not be well to rely too much upon their coöperation for effects in the common sense garden. Plant them in front of Canterbury Bells, or Larkspur, and the yellow Pyrethrums make a good foreground for White Lilies. They need much moisture and should be kept well watered, and in dry seasons mulched with manure. The single varieties are like Daisies in form, but come in many colours such as crimson, pink, white and yellow; and the single varieties are the best ones for a small garden. The double varieties are more like Chrysanthemums, and as they bloom in June their form seems a little bit incongruous and affected in a modest enclosure. Certain seedsmen of England have much improved Pyrethrums of late years and it is to them that we owe the large range of colour. The best colours to use for a small garden in combination with Lilies or Campanula or Delphinium are yellow and white. The flowers are borne most profusely in June, and if the bushes are well cut down just as the bloom

begins to wane a good second crop will appear in the early Autumn.

LAVENDER, a grey-green shrub-like plant, probably has more tradition and sentiment connected with it than any other flower. It thrives in England in light, warm soils. It is apparently difficult to raise from seed, so that it is better to procure plants from the nurseryman which may be increased by division. Protection should be given them in Winter in this climate, and they should be planted in a very warm, sunny position, on the slope of a bank or terrace. There is a white-flowered variety that is just as sweet as the blue and blossoms at the same time, so that if the two are combined the clump will be more interesting.

The best place to plant seeds is in a cold frame; not that the protection of the glass is necessary, but in a frame the seed bed is protected and the young seedlings are kept safe. The amount of moisture may be regulated, which is an important thing, and heavy rains that are so often disastrous to seeds in the open ground may be kept off. Sow the seeds in drills and transplant when two inches high to another frame. To keep off cats and dogs



Perennials bordering an old Path.

and chickens a lattice of laths may be made and laid over the top of the frame.

It is a good thing to have some annuals, not only to use for cutting but also for filling out the flower garden when something happens to the established clumps, as something very often will in the best regulated gardens.

ZINNIAS are good, as they bloom until frost and the plants grow into bushes of attractive form. Crimson and white and flesh pink are the best colours.

BALSAM, or Lady Slipper, is one of the easiest grown annuals. If transplanted several times the plants will grow bushy and develop into miniature trees covered with Camellia-like bloom. The double white, carmine, lavender, rose, in fact all the colours are good. The Balsams cannot be used for cutting but they are an attractive old flower that it will pay to cultivate.

CALENDULAS and MARIGOLDS should be grown for the purpose of filling up. The tall-growing Marigolds if kept cut back will develop into bushy plants and may be moved any time if a little care is taken. Choose a rainy day, and if the sun should

come out very strong cover them over with an awning of some sort.

PANSIES should be started in July, and if early-flowering plants are wanted they should be wintered in a frame. Otherwise they may be wintered in the open ground if a good covering of litter and straw is given. Set them firmly and deeply in the ground. If Pansies are placed in partial shade and kept well picked off they will bloom all Summer. One of the most attractive strains is Trimardean Giant; the plants are vigorous and the flowers borne on long stems; colours delicate, blotched and shaded, with many clarets, browns, and blues of alluring shades.

GLADIOLI, the familiar Summer-flowering bulbs may be easily grown, either in the kitchen garden for cutting or for stately specimens of bloom in the flower garden. No place has been assigned to them in the plan of planting as their location will have to be left to the judgment of the proprietor, who may best use them for filling in bare spots that unexpectedly appear. Gladioli should be planted in succession from the middle of May to the tenth of July. For the flower garden use Lemoinés,



A good Opportunity for Naturalizing.

Childsii and Groff's Hybrids, but for the cutting bed any of the ordinary mixtures that cost from a dollar and a quarter to a dollar and a half a hundred will do, and they will be found to be much surer than the fancy strains and altogether satisfactory, although they do not produce such large and showy spikes of bloom. The bulbs should be taken up in the Fall and stored in a dry cellar where the temperature will not go below thirty-five degrees.

COSMOS should be kept out of the garden. Blooms very late and is generally caught by frost.

NASTURTIUMS; tall growing to train over the hedge. Nasturtiums should be planted where they are to be used as they are badly checked when transplanted.

PETUNIAS; double varieties of different colours.

POPPIES; Shirley; double varieties; Mephisto; Maid of the Mist.

STOCKS; Ten Weeks and late flowering sorts; rather uncertain about coming into bloom.

WALL FLOWER; Paris is a single annual with the peculiarly sweet Wallflower scent; easy to grow and attractive along the path.

SUNFLOWER; single Russian; double Globe Flowered.

The design for planting the flower garden shown in this chapter is simple and easily carried out. The material for the enclosure should first be decided upon, and if the garden is on a lawn a hedge should be used. Pickets, or a brick wall with pickets, are better where the space is uneven and closely surrounded by trees, for if built on a level, open lawn they stand out a little too conspicuously.

The paths should be dug out to a depth of two or two and a half feet and filled in with stone. Made thus, they act as blind drains and carry off the superfluous water from the flower beds. The last three or four inches of stone should be broken up into small pieces and well packed. If bricks are used for the paths they should be set in a bed of sand three inches deep at least and well hammered down. An English brickmason is the best man to lay such paths; he will understand their construction perfectly. The best bond to use is herringbone, the way the English walks are laid.

The next best thing to brick is white gravel,



Iris on the Edge of the Lawn.

the kind that is used on tarred roofs. For this gravel make a bed of one and a half inches of clay on top of the stone filling and roll the first dressing well in. Finish off with two inches of a smaller size and keep it loosened up with an iron

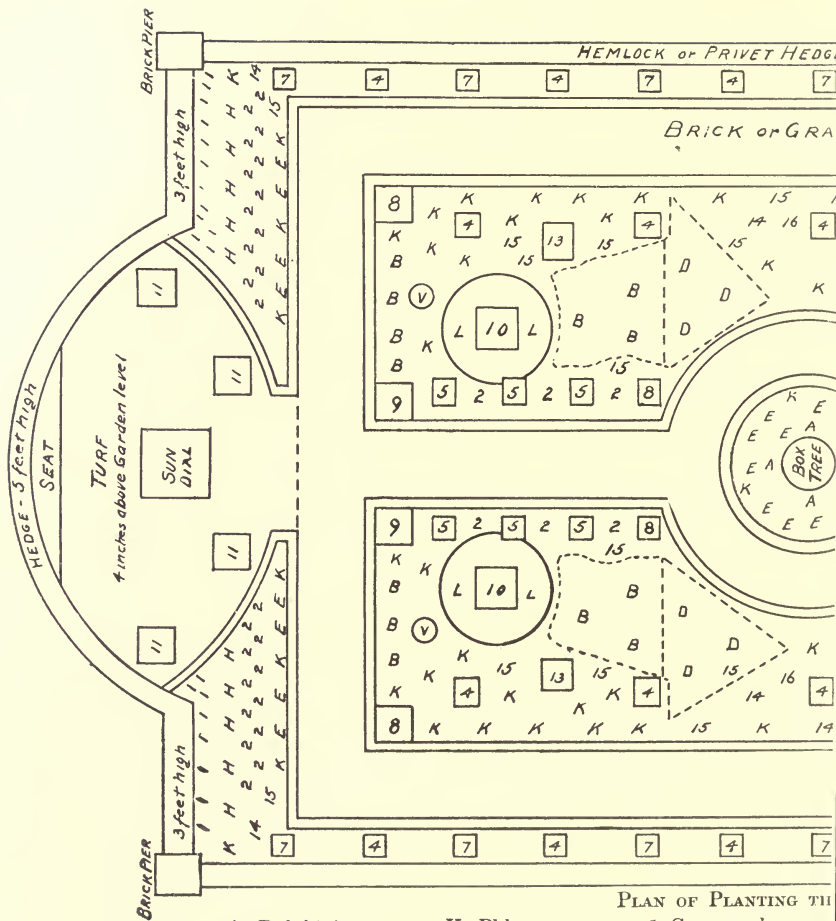


Lavender.

rake. Paths made of white gravel are a good finish for the garden, not quite as good, as brick for the colour does not combine so well with the flowers, but much better than bluestone which is poor stuff; the colour is bad and its associations commonplace. The coarse is painful to walk on, and the fine screenings dirty and sticky after a rain.

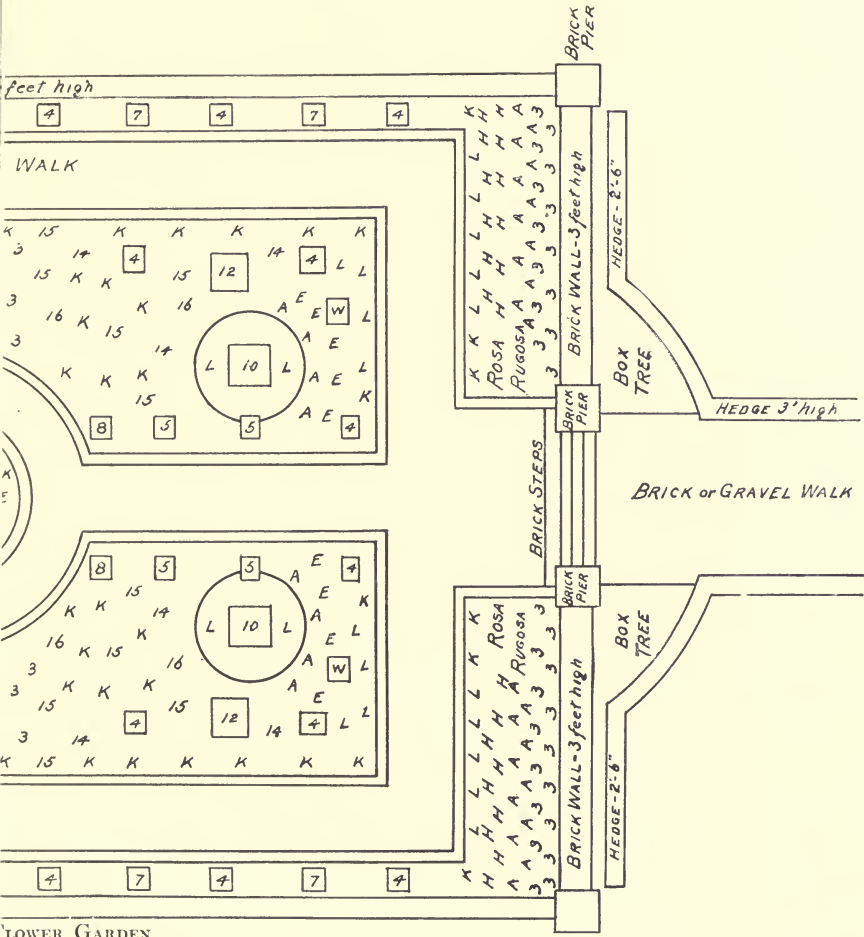
Both brick and white gravel are always dry even immediately after the hardest shower, and gravel particularly is so clean that it does not soil the most delicate gown with which it comes in contact. Gravel screened to any size can be obtained on Long Island at about the same cost as bluestone or traprock.

In a common sense garden there is not much room for ornaments. Even a Rose pergola should be kept out of it if it is small, say under sixty by thirty feet. If your heart is set on having an arbour, construct one in some other part of the grounds and let it form the basis of a Rose garden. A sundial is really better placed on a terrace or in an alcove off the path that leads to the garden. It may be set in the middle of the path if there is room, but do not place it in a flower bed. A sundial arranged with a background of Lilies is very effective. The round bed in the centre of the Court of Honour is an appropriate place, but I should rather see an old Box tree there. At least try a Box, and if you are not satisfied with its appearance you can replace it with a sundial. If a sundial is set on a raised bed of turf, naturalize



PLAN OF PLANTING THE

- | | | |
|-------------------|------------------|-------------------------|
| A Delphinium | K Phlox | 1 Campanula maritima |
| B Foxglove | L Lilies (Tiger) | 2 Campanula medeolae |
| D Sweet William | V White Lilac | 3 Campanula Pyramidalis |
| E Lilies (White) | W Laburnum | 4 Japanese Iris |
| H Lilies (Orange) | | 5 German Iris |



LOWER GARDEN

- | | |
|-----------------------|---------------------|
| 7 Nasturtium | 12 Flowering Almond |
| 8 Peony | 13 Calycanthus |
| 9 Hemerocallis Flava | 14 Hollyhocks |
| 10 Hemerocallis Fulva | 15 Dahlias |
| 11 Funkia Alba | 16 Rudbeckia |

Narcissi around the base and grow Crocuses and Narcissi through the turf of the bed.

There should be a seat in the garden at the end of a path near a hedge. Do not use rustic or Italian stone seats. Very good and simple garden benches are made in England, and I know of nothing better for a small garden than one of these. Several of these benches are pictured on page 371. Your carpenter could build one, but there are nurserymen who have the working designs and make a specialty of constructing them at a reasonable price. They should be painted white or green.

Do not place vases or pots or tubs of flowers in the garden or near it. Palms and other exotics that are used in the house in Winter should be summered in some secluded spot; you will enjoy them all the more when they come home. Hanging baskets too, are obsolete decorations and should be sent to the bourne from which nothing ever returns, along with the iron stag and bronzed Indian.




Old English Water Garden.



CHAPTER XVI




A SMALL WATER GARDEN



IF there is room on the place for a Water Garden the cultivation of Water Lilies and water plants of various sorts will be found to be not only interesting, but also a most delightful diversion. If there is a brook or small pond in the neighbourhood of the garden that can be utilized, so much the better, but even if a pool has to be constructed the cost may be kept within bounds, and a small expanse of water will serve to exploit many rare and beautiful blooms, and to make permanent at the garden side many attractive forms of plant life that otherwise you would have to wander far afield to enjoy. A small Water Garden is a good adjunct

to the garden proper, or to the Rose Garden, if they can be combined without too much apparent effort.

The plan given in this chapter was drawn for a continuation of a flower garden, and the beds numbered 15 are planted with Peonies, Hollyhocks and Phlox as a link to the garden. If the Water Garden stands by itself and has no definite connection with the rest of the planting, this part of the plan may be modified and be made to conform to the opposite side of the pool by planting beds numbered 15 like those numbered 13, with Lilies, Flags and Funkias. If it is not desirable to keep beds numbered 13 and 14 in herbaceous plants untrimmed hedges may be planted in their place, and that part of bed numbered 15 that borders the approach should be included in this new plan. For these hedges use Lilac, Althea, Privet, Red Twigged Dogwood and Golden Willow, which latter will have to be cut back rather vigourously every year to keep it in line with the other shrubs. As a background for the Water Garden use White Willow, Weeping Willow and Hemlock Spruce, and underneath them plant *Rhododendron album elegans*, and




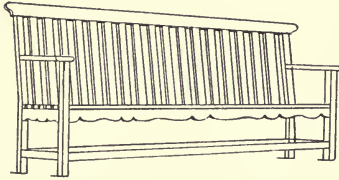
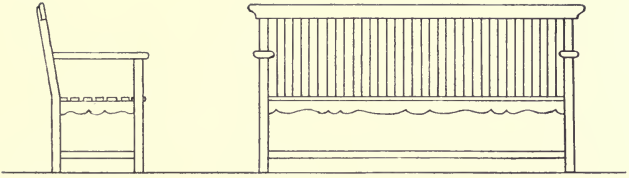
Garden Seats

Rhododendron album grandiflorum, varieties that do exceedingly well in damp situations and whose white blossoms are most effective with the foliage of the Hemlock and Willow.

The pots and boxes marked 11 in the plan may be done away with, and good round specimens of Privet used in their stead. Plant beds numbered 12 with Lilies, Flags and Funkias. Lilies seem particularly happy near water, especially White Lilies like *candidum*, *speciosum* and *longiflorum*; or the beautiful pink *speciosum melpomone*. They make a most appropriate setting for a pool; the white and blue Funkias will shelter the Lilies and make a good carpet for their long stems. In these beds alternate clumps of German and Japanese Iris, placing them near the borders two and a half or three feet apart. In beds numbered 13 and 15 use Iris in the same way, and in the centre of each bed a specimen of *Forsythia viridissima*, *Rosa Rugosa*, or Privet might be placed as a background against which to show off White Lilies and Auratum Lilies. Fill in these beds with Ferns which are beautiful in the Water Garden and very effective with Lilies; they afford the same shelter that

Funkias supply, protecting the tender shoots from the winds and the strong sunlight. The Gossamer Fern (*Dicksonia punctilobula*) grows from one to one and a half feet high and is good for massing in sunlight or partial shade; it will thrive in either dry or moist soils if good drainage is provided. The Ostrich Fern (*Onoclea struthiopteris*) grows four feet high and has beautiful palm-like fronds; use it as a background for the smaller Ferns and Lilies. It is easy to grow but should be well fertilized and the clumps placed two feet and a half apart. The Flowering Fern (*Osmunda regalis*) does well in moist soils in either sun or shade, and can be grown partially submerged in water on the edges of ponds or streams. The clumps should be planted three feet apart. Maidenhair Fern (*Adiantum pedatum*), is easily cultivated if deep shade is given and good drainage provided. Plant it along the borders of the beds one foot apart.

Construct the tank or pool of concrete, making the sides and bottom about six inches thick. The coping may be made of cement too, instead of marble which is quite expensive, but have it eight or ten inches wide and do not let it rise much above



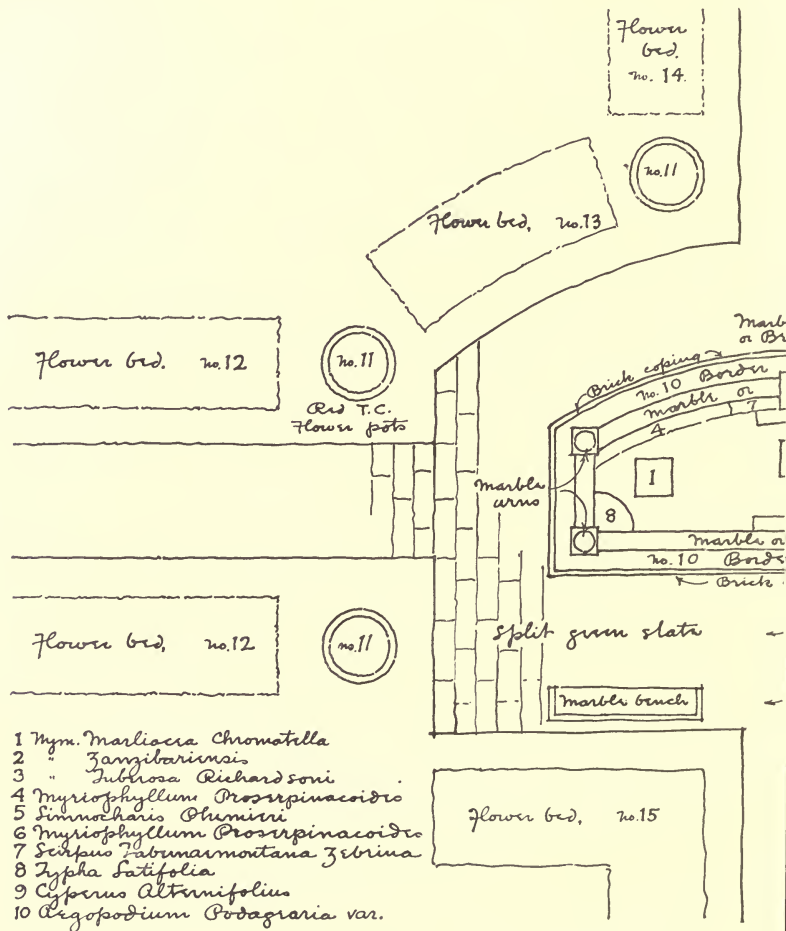
Garden Seats

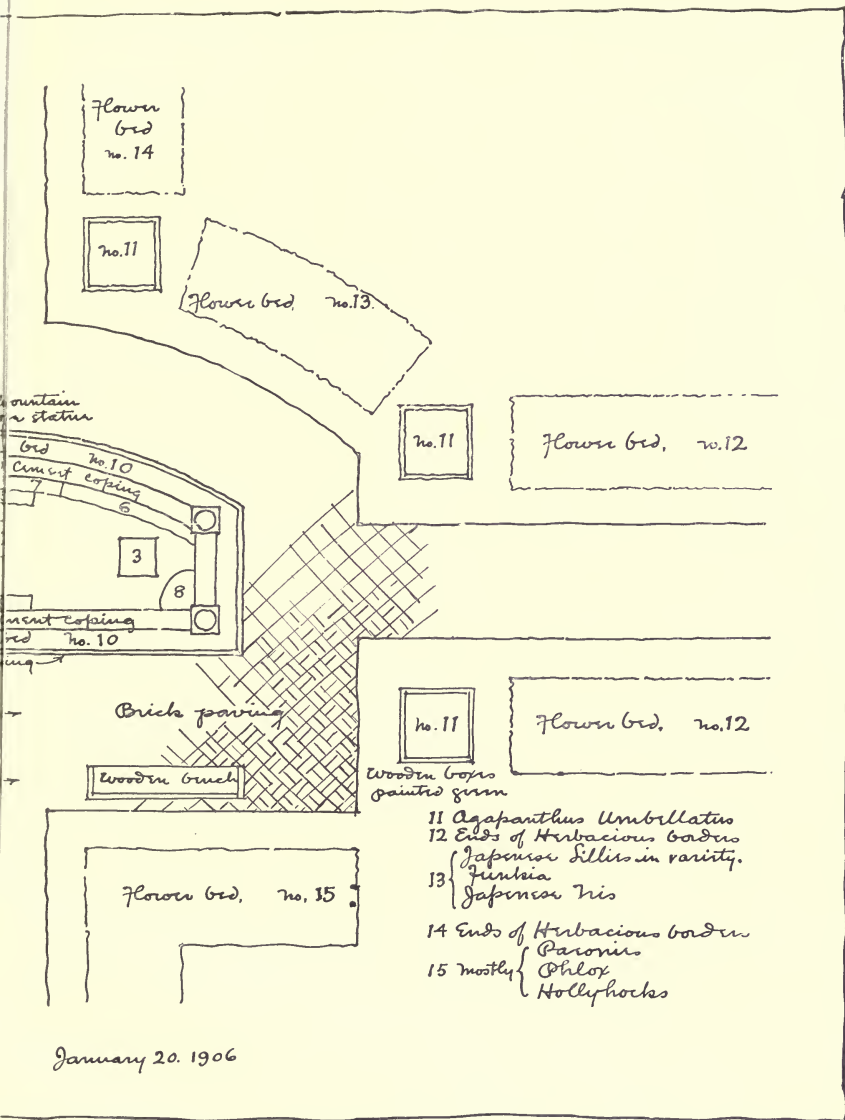
the surface of the ground; the lower it is the better the effect will be. The urns and the fountain that are in the plan may be omitted, and for the latter a small inconspicuous pipe substituted to provide water for the basin. In place of stone benches English garden seats might be used with just as good results, but seats of some sort you should have as you will use them continually. Around the coping a turf border may be laid instead of the bed of *Aegopodium* in the plan (No. 10). Make the turf border one and one-half feet wide and plant it with clumps of Japanese Iris, *Iris sibirica* and Flowering Fern, naturalizing Narcissi between the clumps. The border should be confined by a brick coping, the ends of the bricks being embedded and protruding two inches above the level of the path.

On the curved side of the pool build a shelf ten inches wide with a side four inches high, and place it so that it will be four or five inches below the surface of the water. This shelf is 4, 5, 6, 7 in the plan and should be planted with (4 and 6) Parrot's Feather, (5) Water Poppy, and (7) Bulrush. Also make shelves for the two angles (8) and plant them under water with the Cat-tail Flag (*Typha lati-*

folia). The shelf numbered 9 is for *Cyperus alternifolia*, a graceful flowering Sedge with bright green foliage. The plants established on these shelves are those whose natural habitat is the shallow water, on the shores of ponds, and planted in this way they appear to be growing from the bottom of the pool. They make an excellent border for the basin and furnish it luxuriantly.

The Water Lilies marked 1, 2, 3 on the plan should be planted in slat-sided boxes in good rich loam, and placed on the bottom of the pool three feet below the surface. No. 1 is *Nymphaea marliacea chromatella*, a Marliac hybrid, a large, yellow, fragrant Lily that blooms continuously through the Summer. It is hardy, and may be left in the pool from year to year if the water is not drawn off in the Winter. No. 2, *Nymphaea Zanzibarensis* is not hardy and should be taken up in the Fall and stored in some warm, damp place until Spring. It is hardly worth while to go to so much trouble for one plant, however, and it would be better to procure a new specimen each year, for warm, damp places are hard to find. This Lily is worth buying anew each season, for it blooms freely and bears a





- 11 Agapanthus Umbellatus
 12 Ends of Herbaceous garden
 13 { Japanese Lilies in variety.
 Funkia
 Japanese Iris
 14 Ends of Herbaceous garden
 Paeonies
 15 mostly { Phlox
 Hollyhocks

January 20. 1906

beautiful, very large, deep purple flower. *Nymphaea tuberosa Richardsoni* is an American Lily with large double flowers.

The above named Water Lilies were chosen for their blooming qualities, as they flower abundantly all the season, for in a small pool continuous bloom is absolutely necessary. The well known Pond Lily is almost as beautiful as any, and has the sweetest perfume, but it will not make any show in a small garden as it is a shy bloomer of medium growth. And it is so with many other Lilies that would be satisfactory in a pond or good-sized natural pool or backwater, but that would prove exasperating in a garden basin.

If the pool is three feet deep as it should be, the water may be left in it all Winter if the top is boarded over and covered with a few inches of leaves or straw. Then most of the plants may be left undisturbed from year to year. The goldfish, with which every pool should be plentifully provided, may be left for the Winter too, and this will save a lot of trouble and care. The fish will be useful in keeping down the "wrigglers" and are a source of much pleasure besides. Toads will come

down to your waterside in armies to breed, but the spawn which is readily discerned floating on the surface of the water may easily be removed with a little scoop net made of fine gauze; and toads should really be encouraged as they destroy millions of undesirable insects.

In Summer, except in very dry periods, the rain will provide all the fresh water that is needed, and rain-water is much better than water from the tap. If the latter is supplied too freely in hot weather a very undesirable water-plant that much resembles noxious green scum will spring up quickly and prove a nuisance.

List of Water Lilies for Ponds, Tanks and Tubs:

Nymphaea pygmaea; Asiatic white Water Lily; can be grown in a few inches of water; small, not free blooming.

N. Helvola; yellow; small; the best Water Lily for a tub.

N. alba candidissima; of the finest form; requires a great deal of room and a depth of water of five or six feet.

N. alba rosea; pale rosy pink; the earliest to flower, ceasing early.

N. Gladstoniana, pure white; broad petals; one of the best.

N. odorata; American white Water Lily; medium growth.

N. odorata rubra; Cape Cod variety; pink; small; not a free bloomer.

HYBRIDS

N. marliacea candida; very large; white; flower seven to ten inches in diameter.

N. marliacea rosea; decided pink tinge; flowers of good form.

N. marliacea flammea; highly coloured; very fine.

N. marliacea rubra-punctata; very large; colour carmine.

The foregoing hybrids are of vigorous growth and are better in deep water, from three and a half to eight feet.

The following are suited to shallow pools, tanks or tubs:

N. Laydekeri rosea; pale rose, growing darker with age; early flowering; difficult to propagate.

N. Laydekeri lilacina; flowers tinged with lilac.

N. Laydekeri fulgens; darker than *lilacina*, with quite large flowers.

N. Laydekeri prolifera; free flowering; pink.

N. odorata rosacea; very pale pink; free flowering.

N. odorata sulphurea grandiflora; pale yellow; flowers carried well out of the water; foliage mottled; petals long, narrow and tapering.

N. Robinsoni; red with a tinge of yellow; a good grower.

N. gloriosa; carmine; finest of all the hybrids.

INDEX

INDEX

- Adiantum pedatum*, 374
Egopodium (Goat-weed), 377
Agapanthus (African Lily), 380
Alexandria, Va., 11
Alpine Rose, 225
Altar, of Box, 34
Althea, 151
Ampelopsis Veitchi, 258; *Virginica*, 258
Anne de Diesbach Rose, 228
Annuals, list of, 353
Antirrhinum, cultivation of, 346
Apollinaris, 37
Aquilegia, cultivation of, 341; varieties of, 341
Araby, 33
Arbor Vitæ, 123
Arbour, in place of pergola, 51
Arbour Roses, 253
Architects, 16; garden, 77
Architecture, style of, 21, 25
Arley, garden at, 278
Arlington, 30, 51
Auratum Lilies, in the water garden, 373
Background, for flowers, 277; for Roses, 263
Balsam, best colours, 353
Baltimore Belle Rose, 248
Banksia Rose, 218
Bay, 34
Bessie Brown Rose, 243
Beech Tree, 93
Bignonia grandiflora; radicans, 254
Black Rose, 226
Blanche Moreau, Moss Rose, 217
Bleeding Heart, 292
Blyborough, garden at, 273
Bouhon Roses, list of, 244
Box, clipped and ornamental, 34; abundance of, 37; association of, 37, 39; modern, 115; shape of, 115; weird forms of, 277
Box Edging, 62; transplanting and cultivating, 65; choice of, 65; necessity of fertilizing, 66; with manure water, 66; trimming, 67; second growth, 67
Box Hedges, 68; where to place them, 68
Brick, Long Island, Hudson Valley, 175
Brick Steps, 175
Brick Walls, 174; construction, 176; foundation for,

- 177; with fences, 174, 176;
retaining, 179
Brickwall, garden at, 270;
flower effect at, 273
Burgundy Rose, 226
Burnet-leaved Rose, 226
Buttonball Tree, 96
Buxus sempervirens, 65, 115,
116; *var. arborescens*, 116,
285
- Cabbage Rose, 214, 291
California Privet, 153
Calycanthus Floridus, 152
Camden, S. C., 19
Caps, post, 185; brick, 175
Charleston, S. C., 16
Chippendale, 19;
Chestnut, 94
Cinnamon Rose, 225
Circus, 37
Clara Watson Rose, 240
Cleeve Prior, 274
Clematis paniculata; *Jack-*
manni, 257
Climax, garden, 281
Climbing Roses, 247; train-
ing, 247
Clothilde Soupert Rose, 228
Common sense garden, 21;
atmosphere of, 61
Colour Schemes, 281
Colours, filling in with, 22
Conventionality, avoidance
of, 74
Cottage garden, New Eng-
land, 21
Common Moss Rose, 217
Coquette des Blanche Rose,
227
- Court of Honour, 291, 362
Columbine, 341; cultivation
of, 341
Coreopsis, cultivation of, 342
Cornflower, varieties of, 345
Cold frames, best place to
start seeds, 350
Cosmos, 357
Crocuses, naturalizing, 334
Crested Moss Rose, 217
Cratægus, 142; *crus-galli*, 145
Crimson Boursault Rose, 225
Crimson Rambler Rose,
where to place it, 248, 251
Cultivation of Roses, 230,
231, 233
Cypripediums, naturalizing,
337
Cyperus alternifolius, 378
- Damask Rose, 225, 291
Dawson Rose, 248
Dahlias, 295; cultivation of;
location in garden, 311
Decoration, obsolete, 367
Deutzia crenata, 152
Delphiniums, 295
Dianthus barbatus, 295; *Hed-*
dewigii, 345
Dicentra dielytra, 292
Digitalis, 295
Dog Rose, 226
Dogwood, white flowering
native, 138; red twigged,
370
Dormant Roses, 230
Dorothy Perkins Rose, 248
- Edgings, Box, 29, 33; fertili-
zation of, 62

- Effects, bizarre, in gardens, 61
- Eglantine, 222
- Elm Tree, 87
- Elms, 8
- Elizabeth, time of, 7
- Entail, tradition of, 12
- Enclosure, garden, 43
- Europe, 34
- Evergreens, shading with, 44; planting of, 97, 98, 99; at Arlington, 98
- Fad, 16
- Fairy Rose, 226
- Ferns, in the water garden, 374; best varieties to use, 374
- Fence, picket, 189
- Fences, gas-pipe, 165; wire, 166; picket, 185; colonial, 185
- Finials, 186
- Flowering Almond, 152
- Flowering Fern, 374
- Flowers, planting of, 22, 29, 273-277
- Formality, 21; of gardens, 24
- Formal gardens, in America, 11
- Formal effects, 40
- Foxglove, 295; cultivation of, 303; naturalizing, 338
- Forget-me-not, 345
- Forecourt, at Mt. Vernon, 30
- Forsythia, 147; in a water garden, 373
- Freakishness, in a garden, 47
- Freedom, of planting, 21
- Furnishing, the garden, 74
- Garland Rose, 226
- Garth, 40
- Gate, hand, 180
- Gateways, arched, 186, 189
- Garden, front yard, 7; English of to-day, 22; French, 25; German, 25; Italian, 25; miniature, 43; planting of, 26; sunken, 47; common sense, 21, 40; size of, 58; characteristics of English, 268
- Garden architects, 73; use of, 74
- Garden-making, sentiments of, 16; art of, 56; failures of, 77; revival of, 119
- Garden-planting, art of, 56
- Gardening, joys of, 22
- Gardener, 25, 26; chief, 37; landscape, 40
- Gardeners, school of landscape, 47
- Garden-house, 58
- Gardens, old, 19, 55; notable, 19; appropriate, 21; American, 25, 39; of England, 34; Italian, 48, 55; modern, 55; characteristics of, 55; furnishings, 55; colouring, 55; Colonial, 267; mediæval, 267; Renaissance, 267; importance of, 268
- General Jacqueminot Rose, 227.
- Gladioli, 356; varieties of, 359
- Gossamer Fern, 374
- Goldfish, in the pool, 383
- Grace Darling Rose, 239
- Gruss an Teplitz Rose, 240

- Gravel, white, for garden paths, 361
- Haddon Hall, garden at, 270
- Hardy herbaceous plants, list of most important, 295, 296; secondary list of, 341
- Harrison's Yellow Rose, 218
- Harmony, 47
- Half-timbered work, 44
- Hardy perpetual Roses, 221
- Hawthorne, native, 142
- Hedge, Box, 37
- Hedges, 19, 29; Box, 33, 203; materials for, 190; Privet, 193, 194, 197, 201; Hemlock, 194; Arbor Vitæ, 207; Holly, 207; Rose, 263
- Heartsease, 292
- Hepplewhite, 19, 116
- Hemerocallis, 296; *flava*, *fulva*, 322; location in garden, 322
- Hibiscus Syriacus*, 151
- Hickory trees, 94
- Honeysuckle, 189, 190, 254
- Holly, 162; native, 162
- Holly House, 145
- Hollyhock, 295; cultivation; diseases of; location in garden, 305
- Hybrid Tea Roses, list of, 244
- Hypericum prolificum*, 153
- Ilex opaca*, 162; *crenata*, 197
- Individual taste, 77
- Individuality of the garden, 73
- Instinct for colouring, 15
- Irish Juniper, 108
- Iris, German, 295; cultivation, 296; Japan, 295; cultivation, 299, 300; *sibirica*, 377
- Italian gardens, features of, 268; bad copies of, 48
- Japanese Evergreens, 112
- Japanese Holly, 225
- Jonquils, in the garden, 287; naturalizing, 326; *campanelle*, 333; single yellow, 333
- Kaiserin Augusta Rose, 239
- Kalmia latifolia*, 158
- Kellie Castle, garden at, 274
- Killarney Rose, 238
- Kitchen-garden, 15
- Lady Slippers, 337
- Lavender, cultivation; location; varieties, 350
- Laburnum vulgare*, 142
- La France Rose, 240
- Landscape, natural, 8
- Larch Trees, 148
- Laurel, 158
- Larkspur, in circular bed, 292; way to grow, 304; cultivation of, 304
- Le Nôtre, magnificance of, 269; teachings of, 269
- Levens, garden at, 277
- Lilacs, 137, 138; in the garden, 282; white, 71
- Lily, 22; white, in circular bed, 292

- Lily-of-the-Valley, 61
 Lilies, with Rhododendrons, 161; varieties of, 296; cultivation; location in garden, 312; shelter for, 315; naturalizing, 337; in the water garden, 312
Ligustrum ovalifolium, 153
Lilium auratum, 161, 316; *candidum*, 161, 316; *longiflorum*, 161, 318; *Philadelphicum*, 316; *speciosum*, 318; *Canadense*, 318; *tigrinum*, 161, 318; *umbellatum*, 161, 317
 Linden Trees, 93
Linnocharis (Water Poppy), 381
 Location of the Garden, 57
Lonicera tartarica, 154
 Marigold, 353
 Maiden's Blush Rose, 226
 Maple Trees, 8, 88; Red, 88; Sugar, 91; Norway, 93
 Silver, 93; Weeping, 93
 Maidenhair Fern, 378
 Madame Plantier Rose, 222, 285
 Magnolias; *soulangiana*, *conspicui*; *stellata*, 141
 Magna Charta Rose, 227
 McGowan's Pass 52
 Mildred Grant Rose, 238
 Michaelmas Daisy, 273
 Moat, 39
 Monkshood, 273, 274
 Mock Orange, 148
 Moss Roses, 217
 Monthly Roses, care of, 233; protection, 234; spraying of, 234; location for, 234; cultivation of, 234; soil for, 234; list of, 244
 Mrs. John Laing Rose, 228
 Mt. Vernon, 11, 29, 33
 Musk Rose, 225, 291
Myriophyllum (Parrot's Feather), 377
Myotis 345
 Narcissus, in the garden, 287; *poeticus*, 288; *p. ornatus*, 288; naturalizing, 326; varieties for naturalizing, 329; cheapest, 330; list of named varieties, 330; double, 333
 Norway Spruce, 103
 Nordmann's Silver Fir, 104
 Nurserymen, 16
 Oaks, White, Red, Pin, 84; planting of, 84; most picturesque, 85; truth about, 85; transplantation of Pin Oaks, 86
 Old Box, placing of, 67; planting, 67; use of, 67; location in old gardens and yards, 68; moving of, 120, 123; treatment after moving, 123; in the garden, 285
 Old Lilacs, 67; placing, 67; location in old gardens and yards, 68; as screens, 68; behind walls, 68; along lanes, 68; best varieties to use, 68; new French varieties, 71; budded on Privet,

- 71; growth of, 71; transplantation of large specimens, 72; selection of old specimens, 72
- Onoclea Struthiopteris*, 374
- Ornaments, in the garden, 362
- Osmunda regalis*, 374
- Ostrich Fern, 374
- Osier Fences, 39
- Pansies, cultivation of, 354
- Paths, for the garden, 358
- Pathways, arbour'd, 190
- Parlour; 8
- Paul Neyron Rose, 228
- Park, Central, 30
- Parterres, geometrical, 40
- Pegging Perpetual Roses, 231
- Pergola at Arlington, 51
- Pergolas, to be avoided, 51; Rose, 51; as a dividing line, approach, etc., 51; rustic in Central Park, 52
- Peristyles, 30
- Perpetual Roses, wintering, 231
- Persian Yellow Rose, 218
- Peonies, 291, 295
- Petunias, 357
- Philadelphus coronarius*, 148
- Phlox, in circular bed, 292, 295; cultivation of, 309; list of best colours, 310, 311
- Picea Nordmanniana*, 104
- Pin Oak, 84; characteristics of, 85
- Planning the grounds, 73
- Pleasure grounds, theatrical, 56
- Plaisance*, Pliny's, 115
- Pleasure garden, 11
- Pliny, 34; the younger, 268
- Pleached trees, 267
- Positions available for trees and shrubs, 78
- Poplar Trees, 94
- Posts, 186
- Polyantha Roses, list of, 244
- Poppies, 357
- Pool, construction of, 374; depth of, 383; protection of, in Winter, 383; fresh water for, 384
- Projects of designing and planting, 15
- Privet, 39; as topiary material, 203; in the water garden, 373
- Provence Rose, 214
- Pruning Roses, 232; shrubs, 131
- Prairie Queen Rose, 248
- Red Cedar, 111; as a background, 112
- Repertoire, 61
- Rose garden, plan of, 264
- Renaissance, 4
- Refinement, breath of, 19; of touch, 15
- Remontant Roses, 230; list of, 245, 246
- Rhododendron; *maximum*, 154, 157, 158; varieties of, 161; varieties for water garden, 370
- Ribbon Bed, 265
- Rose garden, plan of, 264
- Roman gardens, 4

- Roses, Summer, 221; use in England, 209
- Rosa centifolia*, 214
- Rosa Galica*, 217
- Rosa lucida*, 218
- Rosa Rubignosa*, 222
- Rosa mundi*, 225
- Rosa Moschata*, 225
- Rosa Alba, 226
- Rosa setegira*, 248
- Rose Arbours, 252
- Rose Hedges, 263
- Rose Standards, 263
- Rugosa Rose, 213, 263; in flower garden, 282; in the water garden, 282; hybrids, 214
- Rudbeckia, location in garden, 322
- Salem, 3
- Sanctuary, 4
- Screens, clipped, 38
- Scotch Briar Rose, 226
- Scirpus* (Bulrush), 377
- Seclusion, high-walled, 39
- Sentiment, 22
- Setting, of the garden, 29
- Seats, for the garden, 367
- Sheraton, 19, 116
- Shrubs, 127; as individual specimens, 127; buying and choosing, 128, 131, 132, 135; pruning, 131; fantastically clipped, 131; tagging for identification, 135; novelties, 135; for the yard, 147; list for planting, 163; in the flower garden, 281
- Simplicity, importance of, 48
- Snapdragon, 264
- Souvenir de President Carnot, Rose 239
- South, 16; formal gardens of, 21; estates in, 11
- Staking out locations for trees, 78
- Stobhall, garden at, 270
- Stakes, in the garden, 323
- Stocks, 357
- Success, in cultivation, 62
- Surroundings in Winter and Spring, 78
- Sundial, 285, 286; location for, 362
- Sunflower, 358
- Sunlight, necessity of, 58
- Tea Roses, 221; list of, 244
- Tennyson, 22
- Thuja, occidentalis*, 123; *pyramidalis*, 124
- Tiger Lily, 318
- Topiarius, 37
- Topiary work, in Italian gardens, 56; Amateur, 203
- Trim, for brick walls, 175
- Transplanting Roses, 229
- Trees, in relation to house and garden, 44; places for, 78; planting well developed specimens, 78; expense of transplanting large trees, 78; best to use for groundwork of planting, 81; guarding of, 82; contract concerning, 82; most valuable, 82; discrimination in planting, 83; most desirable, 84;



